
SPACELINE ROD SYSTEMS




SPACELINE ROD SYSTEMS



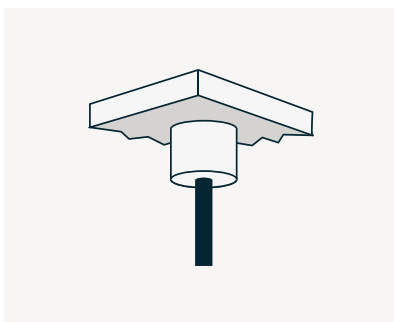
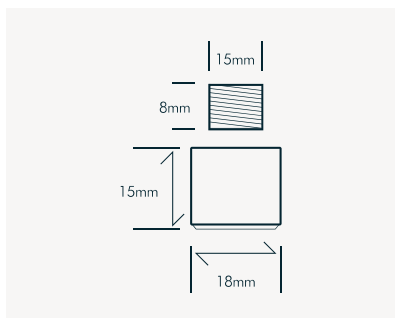
SUITABLE USES

RETAIL & COMMERCIAL WINDOW AND WALL
MERCHANDISING, POSTER HANGING,
SIGN FIXING, BROCHURES, SUSPENDING
TIMBER, GLASS SHELVES & CABINETS.



SPACELINE ROD SYSTEMS

ROD CEILING CONNECTOR

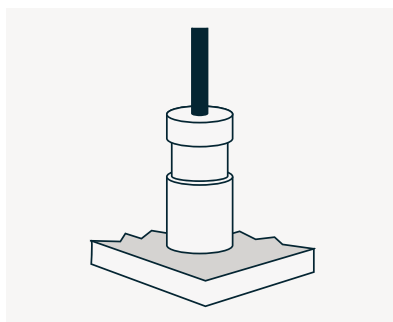
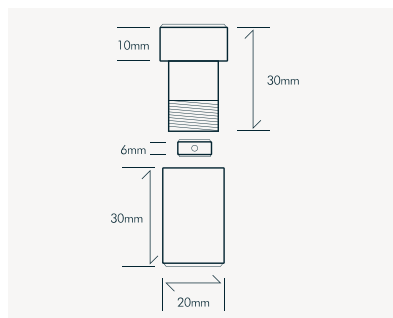


MC-RCC

Rod Ceiling Connector, for fixing rod to ceiling. Does not include screw for fixing.

Brass with Satin Nickel finish.

ROD FLOOR CONNECTOR





MC-RFC

Rod Floor Connector, for fixing rod to floor. Does not include screw for fixing.

Includes allen key.

Brass with Satin Nickel finish.

ROD – 500MM




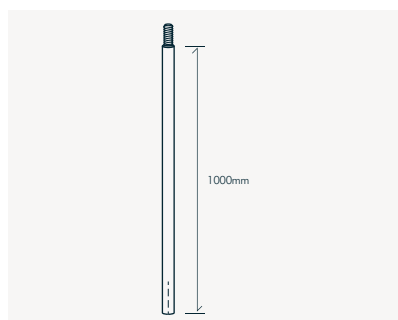
MC-R0500

Rod 500mm, for fixing into rod ceiling & floor connectors. 1000mm and 1500mm also available. Screw together to make longer spans.

Stainless Steel finish.

SPACELINE ROD SYSTEMS

ROD – 1000MM


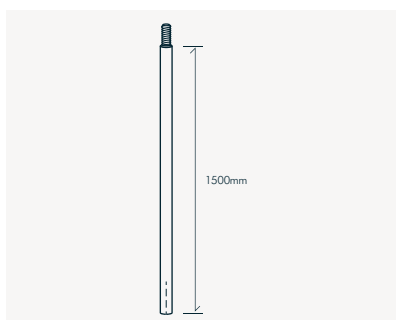


MC-R1000

Rod 1000mm, for fixing into rod ceiling & floor connector. 500mm and 1500mm also available. Screw together to make longer spans.

Stainless Steel finish.

ROD – 1500MM

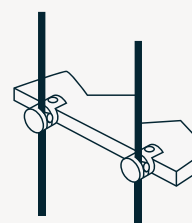
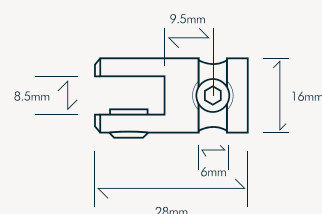


MC-R1500

Rod 1500mm, for fixing into rod ceiling & floor connector. 1000mm and 1500mm also available. Screw together to make longer spans.

Stainless Steel finish.

ROD SHELF GRIP



MC-RS21

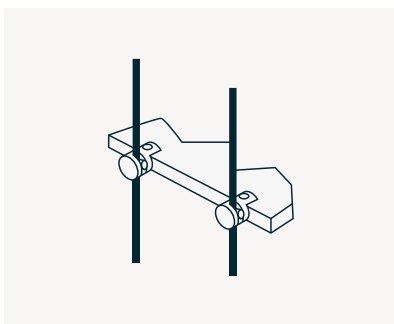
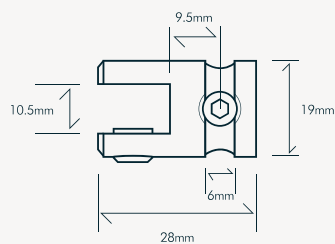
Rod Shelf Grip, for fixing shelves. Recommended shelf thickness: 6mm to 8mm.

Rod spacing: shelf width + 19mm.

Brass with Satin Nickel finish.

SPACELINE ROD SYSTEMS

ROD SHELF GRIP LARGE



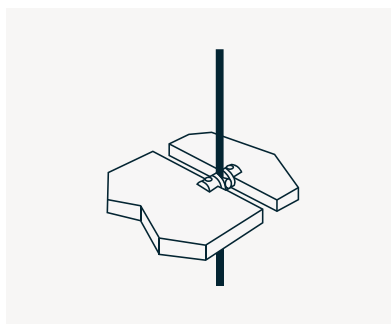
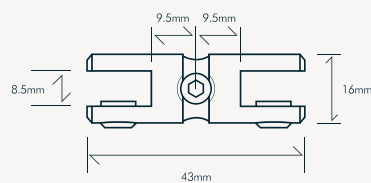
MC-RS22

Rod Shelf Grip Large, for fixing large shelves. Recommended shelf thickness: 6mm to 10mm.

Rod spacing: shelf width + 19mm.

Brass with Satin Nickel finish.

ROD DOUBLE SHELF GRIP



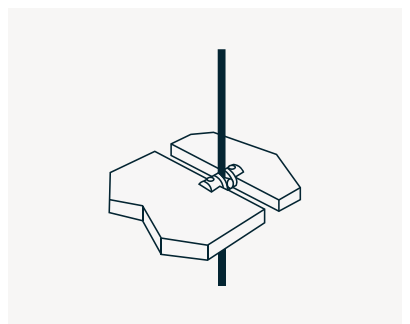
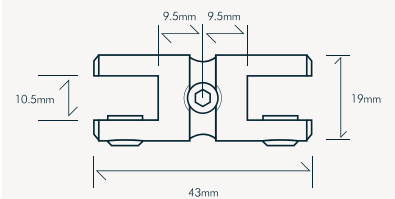
MC-RS31

Rod Double Shelf Grip, for fixing shelves. Recommended shelf thickness: 6mm to 8mm.

Rod spacing: shelf width + 19mm.

Brass with Satin Nickel finish.

ROD DOUBLE SHELF GRIP LARGE



MC-RS32

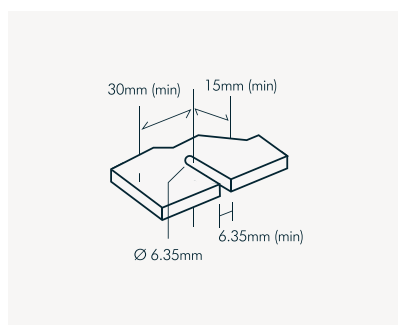
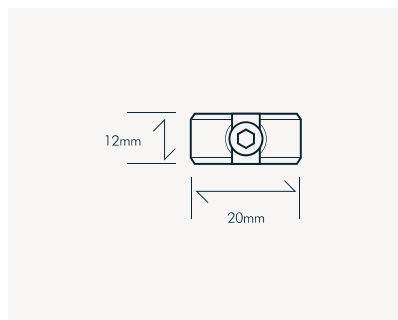
Rod Double Shelf Grip Large, for fixing large shelves. Recommended shelf thickness: 6mm to 10mm.

Rod spacing: shelf width + 19mm.

Brass with Satin Nickel finish.

SPACELINE ROD SYSTEMS

ROD SHELF SUPPORT



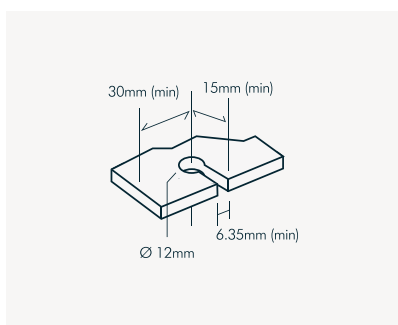
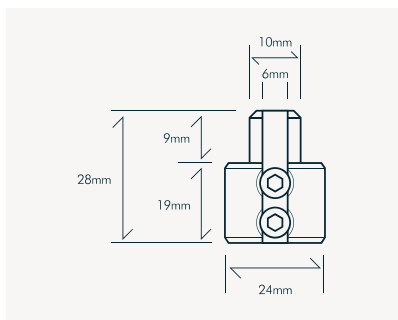
MC-RS11

Rod Shelf Support, for glass 6mm - 10mm thick or other material in any other thickness.

Drill hole Ø 6.35mm.
Min. slot width 6.35mm.

Brass with Satin Nickel finish.

ROD SHELF SUPPORT LARGE



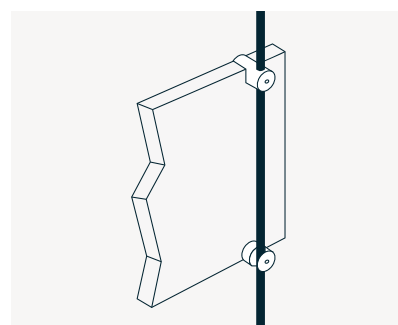
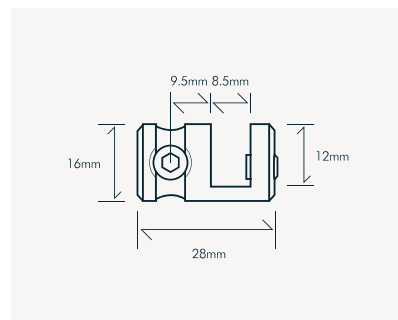
MC-RS12

Rod Shelf Support Large. Recommended shelf thickness: 10mm - 12mm.

Drill hole Ø 12mm.
Min. slot width 6.35mm.

Brass with Satin Nickel finish.

ROD PANEL GRIP



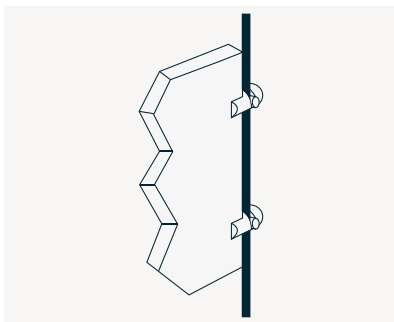
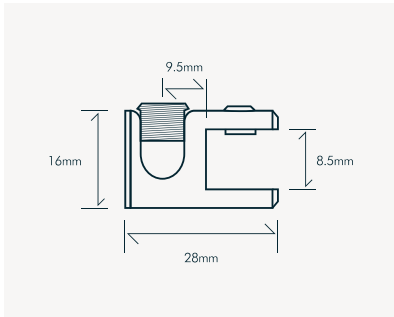
MC-RS61

Rod Panel Grip, for fixing panels top and bottom. Recommended panel thickness: 3mm to 8mm.

Brass with Satin Nickel finish.

SPACELINE ROD SYSTEMS

ROD PANEL GRIP



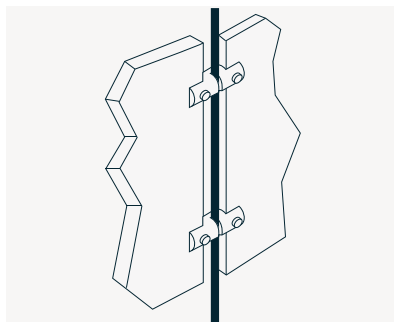
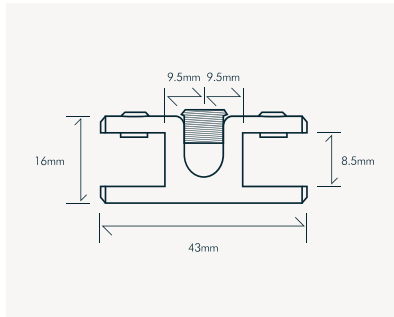
MC-RS41

Rod Panel Grip, for fixing panels.
Recommended panel thickness:
3mm to 8mm.

Rod spacing panel width + 19mm.

Brass with Satin Nickel finish.

ROD DOUBLE PANEL GRIP



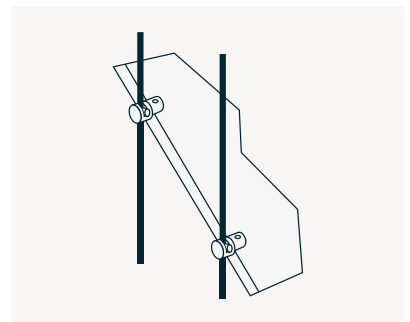
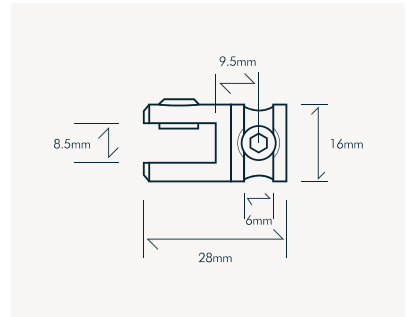
MC-RS51

Rod Double Panel Grip, for fixing two
panels either side of rod. Recommended
panel thickness: 3mm to 8mm.

Rod spacing: shelf width + 19mm.

Brass with Satin Nickel finish.

ROD PIVOTING GRIP



MC-RPSS21

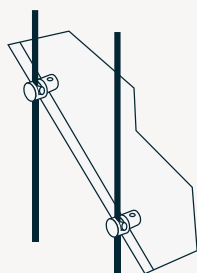
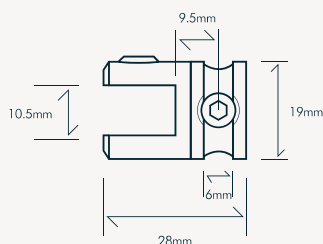
Rod Pivoting Grip, for fixing panels or
shelves. Recommended shelf thickness:
6mm to 8mm.

Rod spacing: shelf width + 19mm.

Brass with Satin Nickel finish.

SPACELINE ROD SYSTEMS

ROD PIVOTING GRIP LARGE



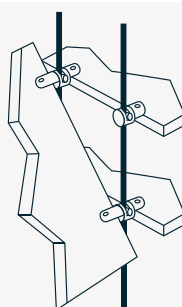
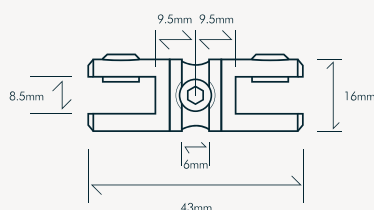
MC-RPSL22

Rod Pivoting Grip Large, for fixing panels or shelves. Recommended shelf thickness: 6mm to 10mm.

Rod spacing: shelf/panel width + 19mm.

Brass with Satin Nickel finish.

ROD DOUBLE PIVOTING GRIP



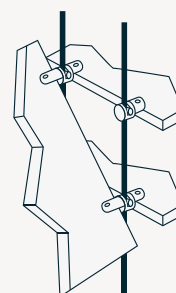
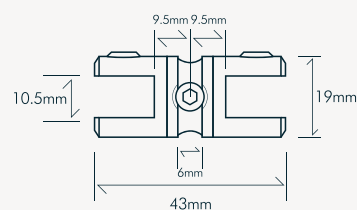
MC-RPDS31

Rod Double Pivoting Grip, for fixing panels or shelves. Recommended shelf / panel thickness: 6mm to 8mm.

Recommended max. rod spacing: shelf/panel width + 19mm.

Brass with Satin Nickel finish.

ROD DOUBLE PIVOTING GRIP LARGE



MC-RPDL32

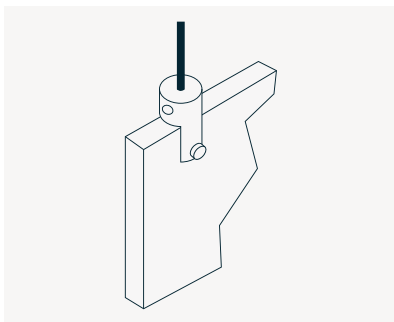
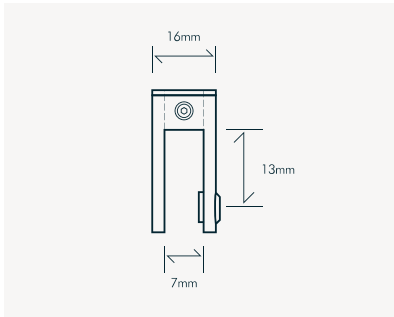
Rod Double Pivoting Grip Large, for fixing panels or shelves. Recommended shelf / panel thickness: 6mm to 10mm.

Recommended max rod spacing shelf / panel width + 19mm.

Brass with Satin Nickel finish.

SPACELINE ROD SYSTEMS

ROD VERTICAL GRIP

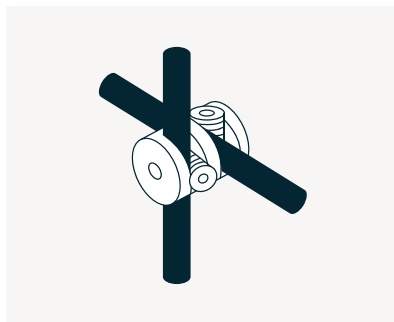
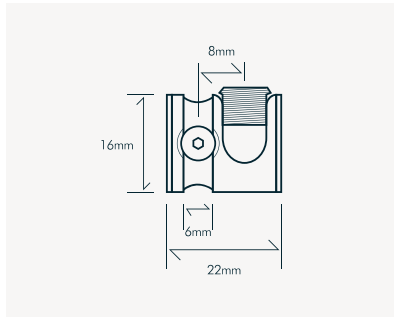


MC-RH11

Rod Vertical Grip, for secure fixing. Use a 7mm diameter hole 13mm from panel edge. Recommended panel thickness 3mm to 6mm.

Brass with Satin Nickel finish.

ROD X CONNECTOR

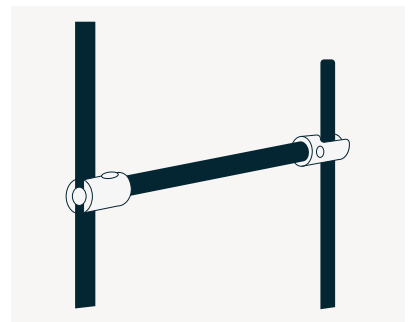
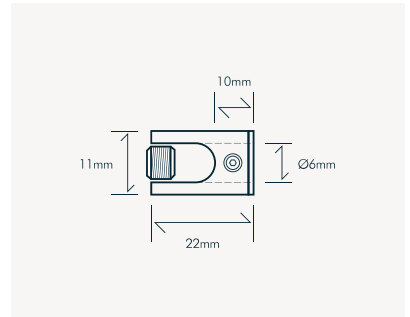


MC-RX1

Rod X Connector. Enables horizontal lengths to be attached to vertical rod drops.

Brass with Satin Nickel finish.

ROD CROSS CONNECTOR



MC-RX2

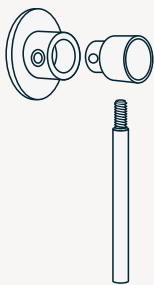
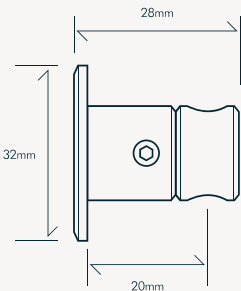
Rod Cross Connector. Enables rod horizontal lengths to be attached between vertical rod drops.

Max recommended horizontal span 500mm between vertical drops.

Brass with Satin Nickel finish.

SPACELINE ROD SYSTEMS

ROD UPPER WALL MOUNT


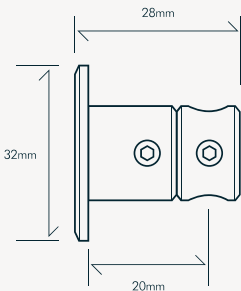


MC-RWMT

Rod Upper Wall Mount Bracket, for fixing rod to upper wall.

Brass with Satin Nickel finish.

ROD LOWER WALL MOUNT BRACKET



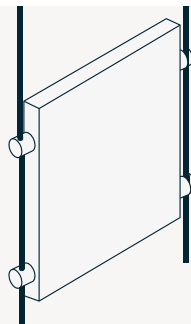
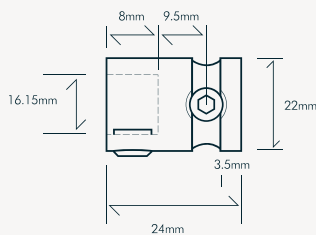
MC-RWMB

Rod Lower Wall Mount Bracket for fixing rod to lower wall. Can also be used horizontally.

Maximum recommended horizontal span: 500mm between wall mounts.

Brass with Satin Nickel finish.

ROD ADAPTOR



MC-RR11

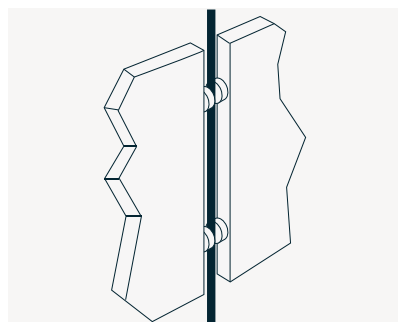
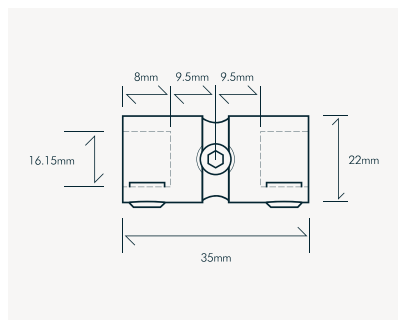
Rod Adaptor. Used in combination with MC-RR31 to hold panels or hangrails.

Rod spacing: panel width + 35mm.
Size of hangrail: Ø 6mm.

Brass with Satin Nickel finish.

SPACELINE ROD SYSTEMS

ROD DOUBLE ADAPTOR



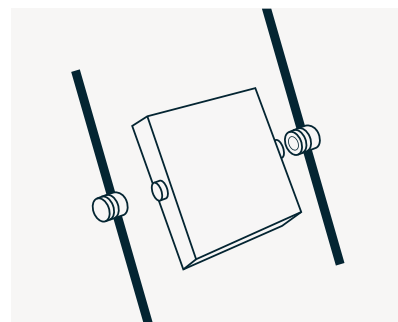
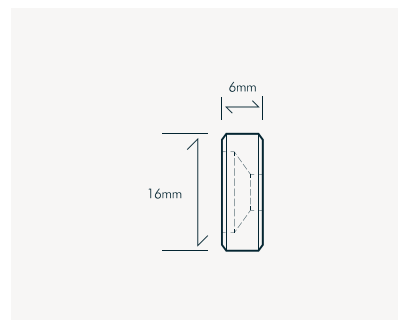
MC-RR21

Rod Double Adaptor. Used in conjunction with MC-RR31 to hold panels or hangrails.

Rod spacing: panel width + 35mm.
Size of hangrail: Ø 16mm.
Panel thickness: unlimited.

Brass with Satin Nickel finish.

ROD ADAPTOR RING



MC-RR31

Rod Adaptor Ring allows fixing to timber shelf or panel. To be used in conjunction with MC-RR11 or MC-RR21.

Brass with Satin Nickel finish.

ROD SPECTACLE HOLDER



MC-RSH

Rod Spectacle Holder, snap fits directly into rod.

Overall Width 84mm.
Internal channel width 11mm.

Clear Plastic finish.

SPACELINE ROD SYSTEMS

ROD SPECTACLE MOUNT

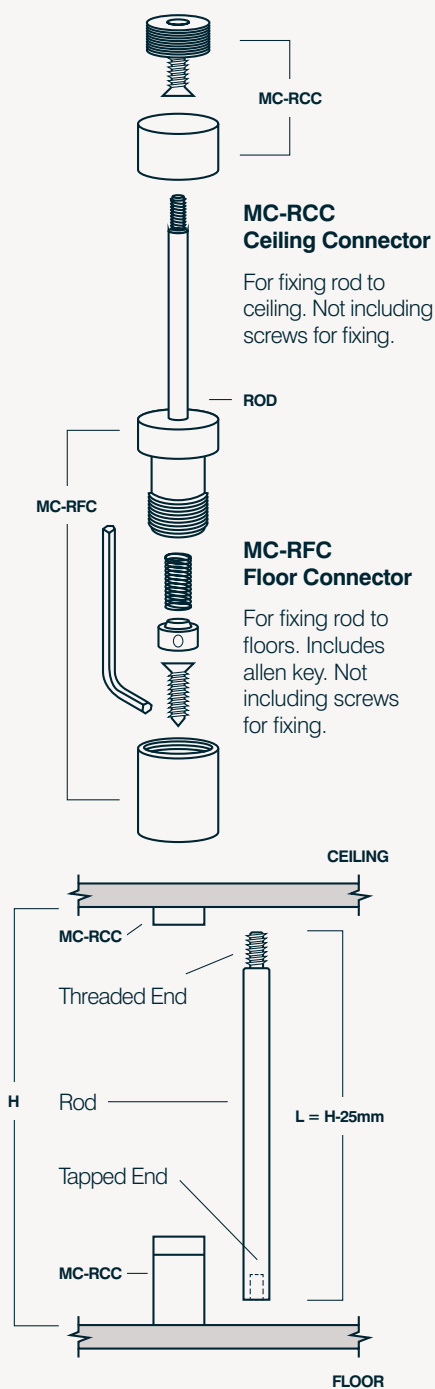


MC-RGS

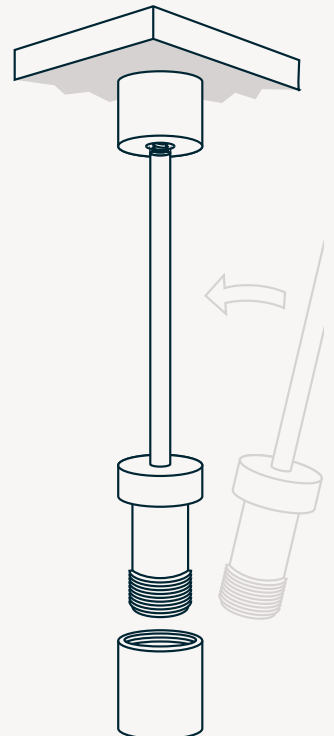
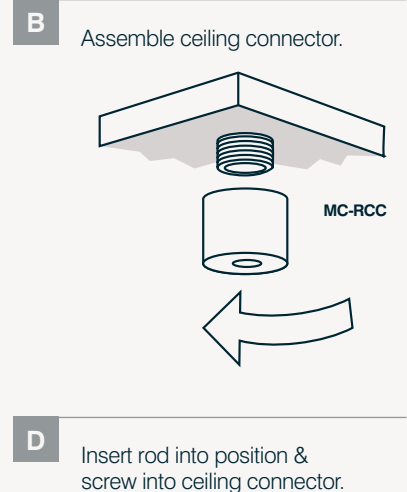
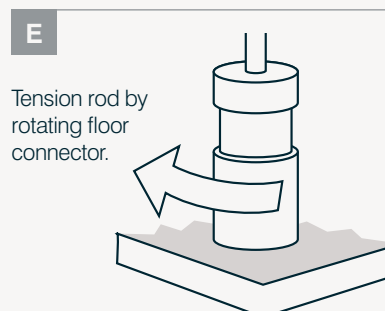
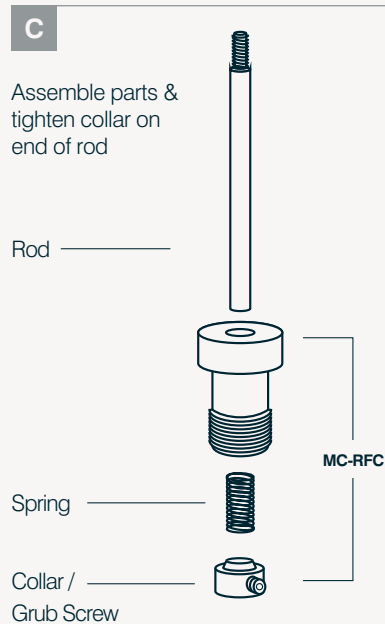
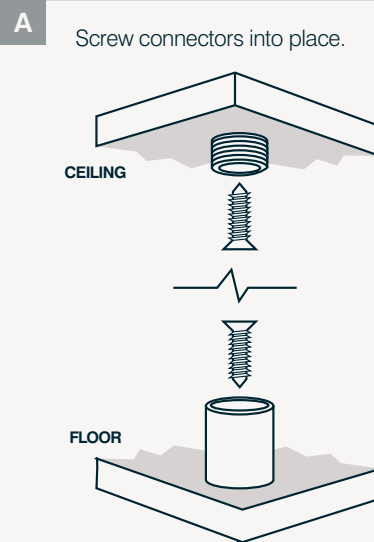
Rod Spectacle Mount attaches to rod to create optical displays. The rod spectacle holder allows merchandising of glasses with the arms open.

Chrome finish.

SPACELINE ROD SYSTEM INSTALLATION

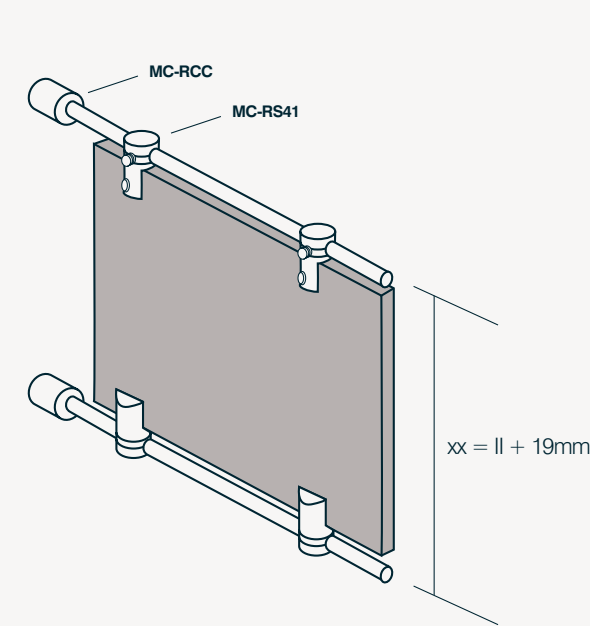


Rod is to be supplied only in uncut lengths of 500mm, 1000mm + 1500mm long. All rod lengths have a threaded section at the top + a tapped section at the bottom. Rod can be cut to size onsite using a hacksaw but must be trimmed off the lowest tapped end.



SPACELINE ROD SYSTEM INSTALLATION

WALL SIGN MOUNT



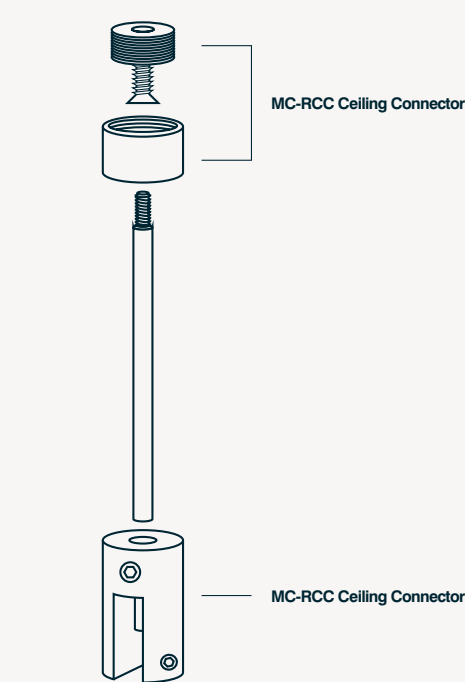
A Screw connectors into place.

C Screw rods into ceiling connectors.

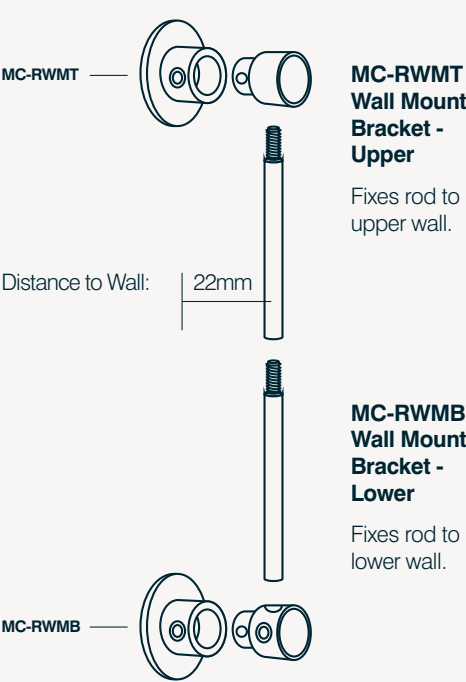
B Assemble ceiling connector.

D Assemble panel grips & panel.

SIGN HANGING



WALL MOUNT





NOTES

Notes area with horizontal lines for writing.



MADERETAIL.COM.AU

HEAD OFFICE

17 COMMERCIAL DRIVE
LYNBROOK VICTORIA AUSTRALIA 3975
T: +61 3 9799 3000 F: +61 3 9799 3011
E: INFO@MADERETAIL.COM.AU

SHOWROOM & SALES

407 SWAN STREET
RICHMOND VICTORIA AUSTRALIA 3121
T: +61 3 9600 4938
E: INFO@MADERETAIL.COM.AU