

# MADE

RETAIL SYSTEMS





# ABOUT MADE RETAIL SYSTEMS



VISPLAY //



WINDOWS MANNEQUINS //

CUSTOM METAL FABRICATION // PROPRIETARY SYSTEMS // MANNEQUINS



CUSTOM MADE RETAIL FITTINGS //



KUPOLE //

MADE Retail Systems is an Australian owned manufacturer and distributor of shopfitting and fixture solutions for the retail industry and mannequins.

With over 25 years of experience, we originally started trading out of a small metal shop in Dandenong and specialised in locally produced architectural and designed solutions. We now have a purpose built office and factory located in Lynbrook, Victoria where we have skilled staff in areas of design, production, warehousing as well as qualified tradesmen. We also have a showroom dedicated to displaying our products in Cremorne, Victoria. In addition to our local facilities we have the capability to manufacture and supply offshore.

Included in our range of products is VISPLAY Retail Systems, a leading brand of high quality modular systems for retail and commercial environments. We are the exclusive distributor of VISPLAY Retail Systems for Australia and New Zealand and carry a selection of ranges in stock. These ranges include Invisible 6 and Invisible 3 profiles, and Mono 20 holder sets along with a selection of merchandising display accessories to suit.

To complement our VISPLAY offer and custom metal fabrication we carry a selection of standard commodity products in stock to cater for retail displays and fitouts. These standard products include our MRS Concealed stripping and the Kupole suspension mounted pole system along with their matching hardware.


In addition to our shopfitting and fixture suites, MADE Retail Systems is the Australian partner for WINDOW FRANCE. With over 30 years in the mannequin industry, WINDOW FRANCE are renowned for designing and producing innovative mannequins of a superior quality.

To complete our retail offer, we have developed the MVM Collection. This range comprises of Visual Merchandising elements to complement in store displays and includes shoe and handbag risers, display platforms and trays.

Whether you are interested in Custom Retail Fixtures, Mannequins or Visual Merchandising Accessories, our knowledgeable retail team are always on hand to assist with your inquiries - feel free to contact us to discuss your needs.

---

# OUR METAL WORK CAPABILITIES



## Overview

MADE Retail Systems provide a total solution to your custom Metal Work needs. We have experience in design and manufacture of retail shopfitting and furniture items. We are able to offer a full complement of metal finishes.

## Processes

We work with Mild Steel and Stainless Steel tube and sheet metal to create retail displays to suit your specification. Our experienced tradespeople are all highly qualified. We employ strict quality control measures to ensure all items are produced to the highest standard.

## Design and Value Engineering

With over 12 qualified metal tradesmen and 3 qualified Industrial Designers on staff we are able to interpret a design concept and make it into a reality.

In the process we can improve the design, add value engineering and make it viable. This is what sets us apart from other custom metal fabricators.

## Shopfitting

We have extensive experience in the manufacture and design of retail fixtures and shopfittings including wall systems and accessories, racks, brackets and display tables. Over the years we have worked with all the major retailers and shopfitters throughout Australia. Our strength is interpreting a designer or architect's concept and making it into a reality.

## Furniture and Related Industries

Our expertise allows us to work with parallel industries such as furniture, signage, commercial and fitness. We have produced items such as high quality table and couch frames and bases, chairs, shelving units, cabin baggage test units and fitness equipment.

## Metal Finishing

We are able to finish our custom metal products in a variety of high quality finishes such as polished chrome, satin chrome, powder coating, galvanising, brass plating and satin and mirror polished stainless steel. Working with our selected sub-contractor metal finishers we are able to offer high quality workmanship.

## Offshore Procurement

Using our overseas partners we are able to be competitive when it comes to bulk orders and large product runs. We ensure the work is of high quality and timely and can coordinate the entire process right through to roll out stage.



# CUSTOM METAL WORK SHOWCASE










---

# WINDOW FRANCE







MADE RETAIL SYSTEMS IS THE AUSTRALIAN DISTRIBUTOR FOR WINDOW FRANCE. DESIGNED IN FRANCE, OUR RANGE OF MANNEQUINS WILL INSPIRE YOU. FEMALE, MALE, CHILD, PLUS SIZE AND TORSOS ARE AVAILABLE. THERE ARE MANY STYLES AND POSES TO CHOOSE FROM.





VISPLAY



visplay











## ABOUT US

OUR METAL WORK CAPABILITIES

CUSTOM METAL WORK SHOWCASE

MANNEQUINS BY WINDOW FRANCE

VISPLAY

MVM ACCESSORY DISPLAYS

VISPLAY – INVISIBLE 6

VISPLAY – INVISIBLE 3

VISPLAY – MONO 20

KUPOLE

CONCEALED STRIPPING

MINI PUCK

MIDI PUCK

PUSH BUTTON PUCK

SPACELINE CABLE SYSTEM

SPACELINE ROD SYSTEM

STAND OFFS

ACRYLIC BROCHURE AND SIGN HOLDERS

60MM PITCH WALL SYSTEMS


GONDOLAS

OUTRIGGER





# MADE RETAIL SYSTEMS PRODUCT RANGES.









---

# MVM COLLECTION VISUAL MERCHANDISING ACCESSORY DISPLAYS





# MVM COLLECTION VISUAL MERCHANDISING ACCESSORY DISPLAYS



## SUITABLE USES

MVM COLLECTION IS A SERIES OF ACCESSORY STANDS DESIGNED TO ACCENTUATE VISUAL MERCHANDISING DISPLAYS AND HIGHLIGHT PRODUCTS. ARRANGE A STORY OR CREATIVELY PRESENT YOUR BRAND USING THESE SELECTED PIECES.





# MVM COLLECTION

## VISUAL MERCHANDISING ACCESSORY DISPLAYS

### FEMALE ABSTRACT HEAD



MVM-WMTCF/N38/BZ

Female Abstract Merchandising Head – 38cm high. Can be used for displaying a wide range of accessories including sunglasses, scarves and hats.

Satin White Finish.



### FEMALE ABSTRACT HEAD



MVM-WMTCF/N50/BZ

Female Abstract Merchandising Head – 50cm high. Can be used for displaying a wide range of accessories including sunglasses, scarves and hats.

Satin White Finish.



### MALE ABSTRACT HEAD



MVM-WMTCH/N38/BZ

Male Abstract Merchandising Head – 38cm high. Can be used for displaying a wide range of accessories including sunglasses and hats.

Satin White Finish.





# MVM COLLECTION

## VISUAL MERCHANDISING ACCESSORY DISPLAYS

### BAG DISPLAY STAND



MVM-8017

Bag Display Stand, adjustable height from 380-580mm. Ideal for displaying handbags or scarves in retail environment.

Available in 4 finishes.

- Brushed Gold
- Polished Silver
- Mirror Titanium
- Black Powder Coat

### T DISPLAY STAND



MVM-8012

T Display Stand, adjustable height from 375-600mm. A versatile unit used to display various items including handbags & scarves.

Available in 4 finishes.

- Brushed Gold
- Polished Silver
- Mirror Titanium
- Black Powder Coat

### DOUBLE ADJUSTABLE T-BAR STAND



MVM-8212

Adjustable height 200-300mm and 300-400mm H. A versatile stand for a wide range of accessories.

Available in 2 finishes:  
Brushed Champagne Gold and  
Black Powder Coat.

- Brushed Gold
- Black Powder Coat



# MVM COLLECTION

## VISUAL MERCHANDISING ACCESSORY DISPLAYS

### HALF MOON BAG DISPLAY STAND



MVM-8010

Half Moon Bag Display, adjustable height from 350-600mm. Ideal for displaying handbags or scarves.

Available in 3 finishes.



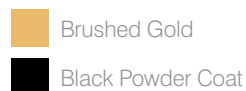
### FLOOR BAG STAND



MVM-8112

Adjustable height 1000-1400mm. Can be used for displaying a wide range of accessories including bags and scarves.

Available in 2 finishes:  
Brushed Champagne Gold and  
Black Powder Coat.



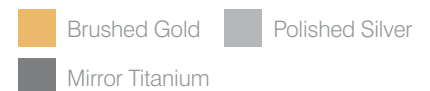
### SINGLE BELT DISPLAY



MVM-1632

Single Belt Display. Can be used as a counter top presentation or as part of a larger visual merchandising story.

Available in 3 finishes.





# MVM COLLECTION

## VISUAL MERCHANDISING ACCESSORY DISPLAYS

### RECTANGLE DISPLAY STANDS, SET OF 3 PCS



MVM-9095

Rectangle Display Stands, set of 3 pcs.

Available in 5 finishes and 3 sizes:

- L - 300mm x 90mm x 120mm high
- M - 294mm x 90mm x 80mm high
- S - 298mm x 90mm x 40mm high

- Brushed Gold
- Polished Silver
- Mirror Titanium
- White
- Black Powder Coat

### RECTANGULAR SHOE DISPLAY



MVM-9014

Rectangular Shoe Display, adjustable height from 200-290mm. Ideal for displaying footwear in retail environment.

Available in 3 finishes.

- Brushed Gold
- Polished Silver
- Mirror Titanium

### SHOE DISPLAY



MVM-9064

Shoe Display, adjustable height from 190-260mm. Ideal for displaying shoes or boots. Perfect for counter top displays.

Available in 3 finishes.

- Brushed Gold
- Polished Silver
- Mirror Titanium

# MVM COLLECTION

## VISUAL MERCHANDISING ACCESSORY DISPLAYS

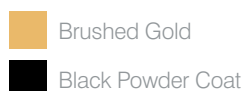
### DISPLAY EASEL



MVM-9300

Display Easel, 120mm W x 120mm H.  
Great for displaying accessories.

Available in 2 finishes:  
Brushed Champagne Gold and  
Black Powder Coat.



### SMALL FLAT SHOE DISPLAY



MVM-9013

Small Flat Shoe Display, adjustable height  
from 170-265mm. Can be used to display  
various items such as shoes, sunglasses,  
or jewellery. Perfect for counter top display.

Available in 3 finishes.



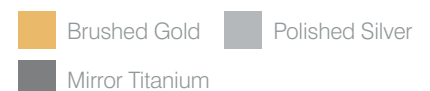
### LARGE FLAT SHOE DISPLAY



MVM-9012

Large Flat Shoe Display, adjustable height  
from 170-265mm. Can be used to display  
shoes, sunglasses or jewellery.

Available in 3 finishes.






# MVM COLLECTION

## VISUAL MERCHANDISING ACCESSORY DISPLAYS

### SMALL DISPLAY PLATFORM



MVM-9112

Small Display Platform:  
280mm x 150mm x 30mm. Can be used  
to display smaller fashion items including  
sunglasses & wallets.

Available in 4 finishes.

- Brushed Gold
- Polished Silver
- Mirror Titanium
- White

### LARGE DISPLAY PLATFORM



MVM-9111

Large Display Platform:  
280mm x 245mm x 30mm. Can be used  
to display bags, sunglasses, jewellery  
& other accessories.

Available in 4 finishes.

- Brushed Gold
- Polished Silver
- Mirror Titanium
- White

### DISPLAY TRAY



MVM-9115

Display Tray:  
280mm x 248mm x 40mm. Upholstered  
base insert. Can be used to display  
smaller fashion items including  
sunglasses & wallets.

Available in 4 finishes.

- Brushed Gold
- Polished Silver
- Mirror Titanium
- White

# MVM COLLECTION

## VISUAL MERCHANDISING ACCESSORY DISPLAYS

### SQUARE DISPLAY TRAY



MVM-9215BPC

Display Tray:  
320mm x 320mm x 50mm. Can be used  
for displaying a wide range of accessories  
including sunglasses, bags and display items.

Available in 1 finish only.

 Black Powder Coat

### SQUARE DISPLAY FRAME



MVM-1911

Square Display Cube:  
300mm x 300mm x 300mm. Ideal for  
highlighting the hero product in your  
merchandising display.

Available in 4 finishes.

 Brushed Gold  Polished Silver  
 Mirror Titanium  White

### RECTANGLE DISPLAY FRAME



MVM-1910

Rectangle Display Frame:  
350mm x 250mm x 160mm. Use to frame a  
highlight product on counter top or in large  
visual merchandising display.

Available in 4 finishes.

 Brushed Gold  Polished Silver  
 Mirror Titanium  White





---

# VISPLAY RANGE INVISIBLE 6



# VISPLAY RANGE INVISIBLE 6



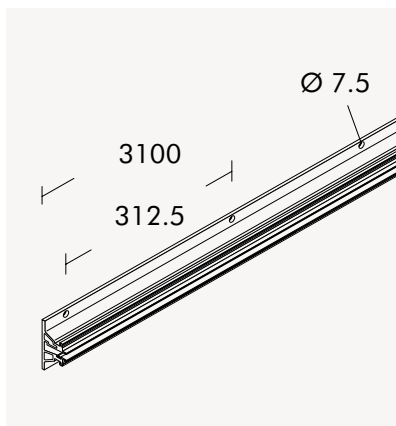

## SUITABLE USES

FASHION – MALE & FEMALE, LINGERIE, KIDS,  
ACCESSORIES, SHOES, SPORTS & LEISURE.  
HEALTH & BEAUTY. HOME STORES.  
AUTOMOTIVE. FINANCIAL SERVICES.



# VISPLAY RANGE INVISIBLE 6

## INVISIBLE 6 PROFILE FOR WOODEN PANELS

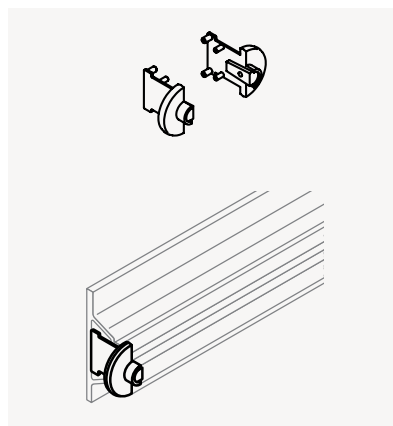


322-135.05

Invisible 6 profile for wooden panels.  
Natural anodised aluminium.

3100mm length.

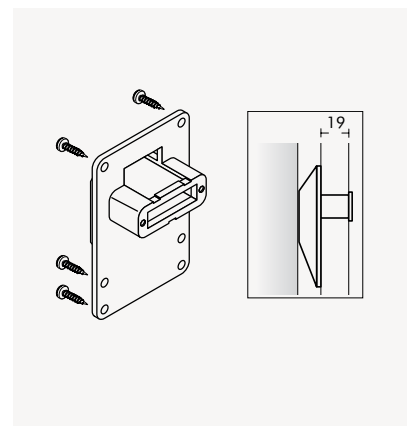
## END CAP FOR A ROUND PROFILE END



322-140.05

Set of 2. For left and right.  
Silver finish.

## INVISIBLE 6 HOLDER SET FOR WOODEN PANEL



929-177.00

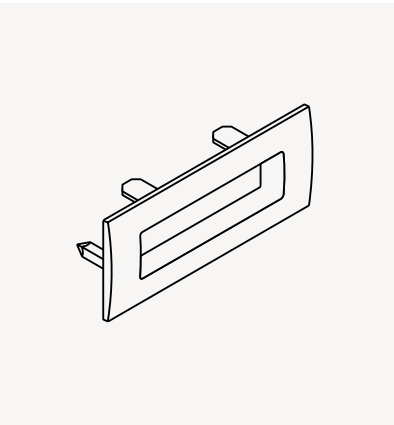

Includes fixing set.  
Cover caps must be ordered separately.





# VISPLAY RANGE INVISIBLE 6

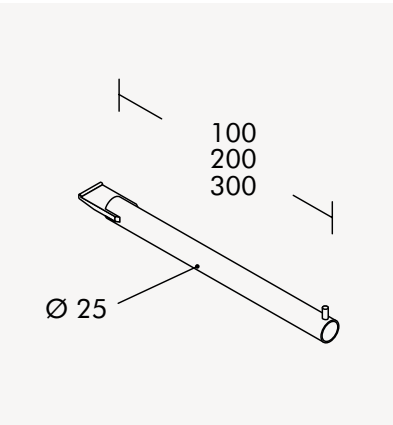

## COVER CAP SET



929-176.01

For Invisible 6 holder set.  
Chrome finish.

## FRONT ARM STRAIGHT Ø 25MM - 300MM

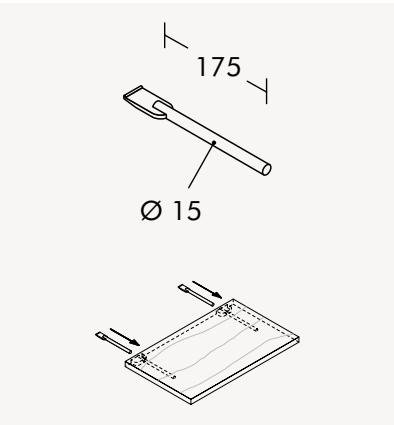


987-328.01

Front arm, straight Ø 25mm. Suitable for forward face hanging and merchandising.  
Chrome finish.

Arm length 300mm.  
Maximum weight load 25kg.

## BRACKET Ø 15MM FOR WOODEN SHELF



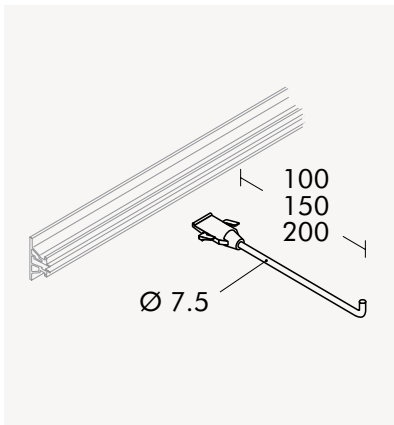

987-348.31

Brackets sit inside timber shelf to provide concealed effect. At least 2 brackets required per shelf.  
Raw silk finish.

Maximum shelf depth 380mm.  
Maximum weight load 15kg per bracket.

# VISPLAY RANGE INVISIBLE 6

## HOOK STRAIGHT Ø 7.5MM – 100MM



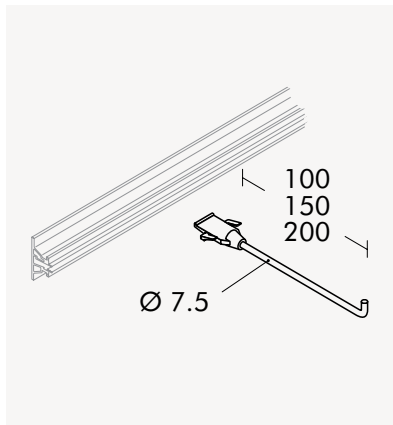
397-024.01

Ideal for holding lightweight hang sell items.

Holder in grey plastic.  
Hook in chrome finish.

Hook length 100mm.  
Maximum weight load 2kg.

## HOOK STRAIGHT Ø 7.5MM – 150MM



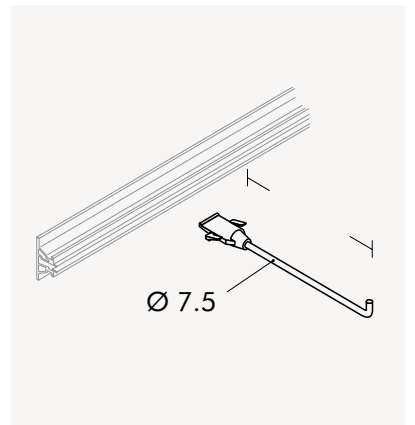

397-025.01

Ideal for holding lightweight hang sell items.

Holder in grey plastic.  
Hook in chrome finish.

Hook length 150mm.  
Maximum weight load 2kg.

## HOOK STRAIGHT Ø 7.5MM – 200MM



397-026.01

Ideal for holding lightweight hang sell items.

Holder in grey plastic.  
Hook in chrome finish.

Hook length 200mm.  
Maximum weight load 2kg.





---

# VISPLAY RANGE INVISIBLE 3





# VISPLAY INVISIBLE 3

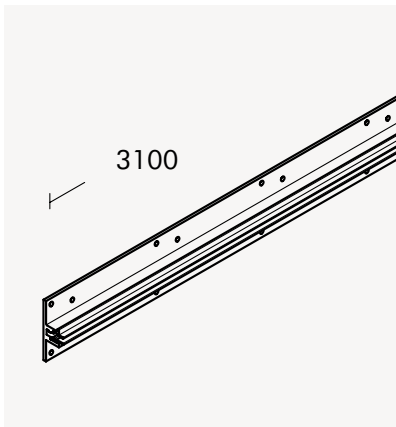

## SUITABLE USES

FASHION – LINGERIE, ACCESSORIES, SHOES,  
SPORTS & LEISURE. HEALTH & BEAUTY. HOME  
STORES. TELECOMMUNICATION. CONSUMER  
ELECTRONICS. AUTOMOTIVE. FINANCIAL  
SERVICES. OPTICIANS.



# VISPLAY INVISIBLE 3

## INVISIBLE 3 PROFILE FOR WOODEN PANELS



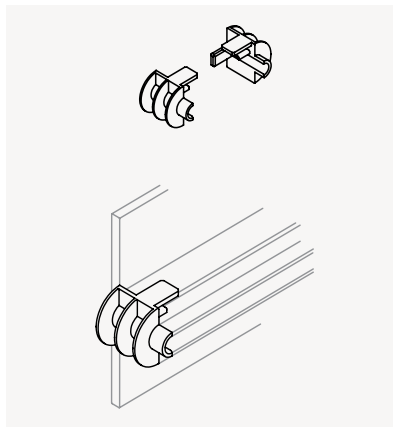
334-768.05

Invisible 3 profile for wooden panels.

Natural anodised aluminium.

3100mm length.

## END CAP FOR A ROUND PROFILE END



981-363.05

Set of 2. For left and right.

Silver finish.





---

# VISPLAY RANGE MONO 20





# VISPLAY MONO 20



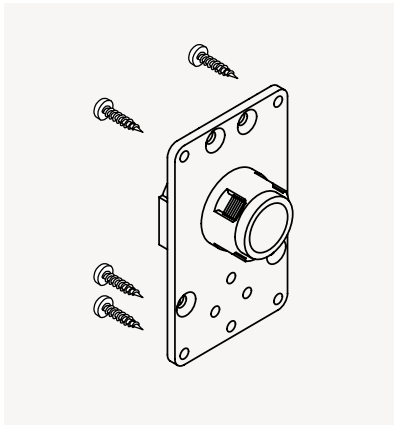

## SUITABLE USES

FASHION – MALE & FEMALE,  
LINGERIE, KIDS, SHOES, ACCESSORIES.



# VISPLAY MONO 20

## MONO 20 HOLDER SET FOR WOODEN PANELS

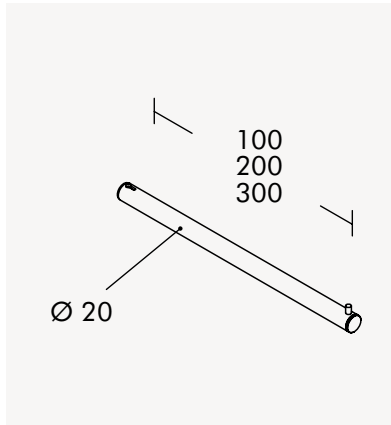


320-056.01

Mono 20 holder set for wooden panels.  
Includes 6 screws per holder.

Chrome finish.

## FRONT ARM STRAIGHT Ø 20MM



395-287.01

Front arm, straight Ø 20mm. Ideal for  
front facing hanging and merchandising.

Chrome finish.


Arm length 300mm.  
Maximum weight load 20kg.





---

KUPOLE  
RANGE





# KUPOLE RANGE

## KUPOLE



KP-L2137PC

Kupole is a strong, durable and versatile tension pole system. Height extends from 2100mm to 3700mm with curved handle.

Polished Aluminium finish.

Upper tube diameter 40mm.  
Lower tube diameter 45mm.  
Weight 2.8kg.

## DISC BASE



KD-R48P

Steel Base for Kupole.  
Enables Kupole to free-stand.

Silver Powder Coated finish.

Base diameter 483mm.

## TRIPOD BASE



KD-B126P

Kupole Tripod Base.  
Enables Kupole to free-stand.

Polished Aluminium finish.

Footprint diameter 1260mm.

# KUPOLE RANGE

## CEILING ADAPTOR




KD-C50P

Secures Kupole to suspended ceiling grid.

Polished Aluminium finish.

## KUPOLE EXTENSION



KP-X15P

Pole inserts into the top of the Kupole to extend the height by 1500mm.

Polished Aluminium finish.

Pole height 1500mm.  
Pole diameter 40mm.


## DONUT 3-WAY CLAMP



KD-900P

Clamps onto Kupole or Kupole Extension. Attaches up to 3 accessories at a time.

Polished Aluminium finish.





# KUPOLE RANGE

## CONVI CLAMP



KCP-700P

Clamps on to Kupole and Kupole Extension to attach accessories. May also be used with Kupole Span hanging rails.

Polished Aluminium finish.

Can be used on pole sizes varying from 13mm to 55mm in diameter.

## KUPOLE ADAPTOR FOR MINI ALI CLAMP



KS-020

Required for attaching Mini Ali Clamp to Convi Clamp.

Silver finish.

## MINI ALI CLAMP



KCP-350P

Requires Adaptor (KS-020) and mounts to Convi Clamp. Holds lightweight posters, signs and display items.

Polished Aluminium finish.

# KUPOLE RANGE

## SQUARE CLIP



KD-816P

Use with Convi Clamp or Donut 3-Way Clamp. Holds heavy posters, signs and display items.

Silver finish.

Clip size 53mm W x 90mm H.


## PANEL HOLDER FOR CONVI CLAMP



KD-710P

Use with Convi Clamp.  
Holds panels or shelves up to 8mm thick.  
Polished Aluminium finish.

## PANEL HOLDER FOR DONUT CLAMP



KD-910P

Use with Donut 3-way Clamp.  
Holds panels or shelves up to 8mm thick.  
Polished Aluminium finish.



# KUPOLE RANGE

## L BRACKET SHELF HOLDER - PAIR



KD-990P

Set of 2.  
Use with Donut 3-Way Clamp. Holds custom sized shelves in varying materials.

Polished Aluminium finish.

Overall size:  
170mm W x 40mm H x 40mm D.

## CATALOGUE SHELF



KD-743P

Use with Convi Clamp.  
Displays items such as books, magazines, brochures and flyers.

Silver finish.

Overall size:  
250mm W x 250mm H x 86mm D.  
Maximum weight capacity 9kg.

## SIGN FRAME SIDEMOUNT



KD-850S

Requires 2 Convi Clamps or 2 Donut 3-Way Clamps. Holds poster size 700mm High x 550mm Wide and up to 6mm sheet thickness.

Polished Aluminium finish.

# KUPOLE RANGE

## DISPLAY BOX



KD-770P

Use with Convi Clamp. Square clear acrylic case secured to silver square shelf with lip. Includes 2 securing screws. Ideal for displaying valuable items.

Acrylic box size 305mm square.  
Square shelf size 307mm.  
Maximum weight capacity 4.5kg.

## VASE HOLDER



KD-815P

Use with Convi Clamp or Donut 3-Way Clamp. Displays items such as vases, balls and hairdryers.

Silver Powder Coated finish.

Ring diameter 74mm.

## U HANGING ROD



KD-985P

Requires 2 Donut 3-Way Clamps. Ideal for displaying clothing between two Kupoles.

Polished Aluminium finish.

Rail size 1150mm W x 255mm D.  
Maximum weight capacity 20kg.



# KUPOLE RANGE

## SPAN



KD-980LP

Requires 2 Donut 3-Way Clamps.  
Uses include clothing display and merchandising, displaying banners or panels, joining 2 Kupoles together.

Polished Aluminium finish.

Hang rail length 1060mm.  
Hang rail diameter 35mm.  
Maximum weight capacity 20kg.

## SPAN WITH HANGER STOP



KD-981P

Requires 1 Donut 3-way Clamp.  
Uses include clothing display and merchandising.

Polished Aluminium finish.

Arm length 410mm.  
Arm diameter 35mm.  
Maximum weight capacity 4kg.

## MINI FLEX ARM WITH CLIP



KD-735P

Use with Convi Clamp. Extends to 230mm and flexes to shape.

Polished Silver finish.

# KUPOLE RANGE

## BICYCLE FIXTURE WITH DONUT



KD-935P

Includes Donut Clamp for fixing to Kupole. Bicycle fixture tilts so that angle of item displayed can be adjusted.

Polished Silver finish with black plastic dipped hook ends.

Overall size 420mm W x 116mm H x 127mm D (Including Donut Clamp).  
Maximum weight capacity 15kg.

## BANNER ROD WITH STUD



KD-760SP

Use with Convi Clamp. Ideal for hanging banners, flags and various display items.

Polished Aluminium finish.

Pole length 610mm.  
Pole diameter 25mm.

## ALUMINIUM SLOT PANEL



KD-500P

Requires 4 Donut 3-way Clamps to mount onto Kupole. Use with 2 Kupoles. Matching accessories include Display Shelf, Poster Holder without Panel and Shoe Panel.

Silver finish.

Size 1060mm W x 600mm H.  
Panel thickness 20mm.



# KUPOLE RANGE

## DISPLAY SHELF



KD-503P

Slots into Aluminium Slot Panel.  
Front knobs unscrew to allow signage  
panel to be inserted at the front.

Silver finish.

Shelf size 450mm W x 300mm D.

## SIGN HOLDER WITHOUT PANEL (X4)



KD-501P

Slots into Aluminium Slot Panel. Use to  
display custom signs and ticketing. Holes  
are required in each corner of the sign  
material for Poster Holders to slot through.

Silver finish.

## SHOE SHELF



KD-502P

Slots into Aluminium Slot Panel.  
Ideal for displaying footwear.  
Adjusts to various angles.

Silver finish.

Shoe shelf size 250mm W x 130mm D.



\_\_\_\_\_



---

# MRS RANGE WALL STRIPPING / HARDWARE





MRS RANGE  
WALL STRIPPING / HARDWARE

40MM PITCH STRIPPING  
– 3000MM



PR403000

40mm Pitch Concealed Wall Stripping.  
Fits in between panels to create a  
streamlined surface for merchandising.

Accessories available on request.

Mill Aluminium finish.

Stripping size:  
3000mm H x 26mm W.

40MM PITCH BLOCK SLOT  
CONCEALED STRIPPING  
– 3000MM



PRBS403000

40mm Pitch Wide Slot Concealed Wall  
Stripping, block slot. Fits in between  
panels to create a streamlined surface  
for merchandising.

Block slot allows side by side hanging.  
Accessories available on request.

Mill Aluminium finish.

Stripping size:  
3000mm H x 30.6mm W.

25MM PITCH STRIPPING  
– 3000MM



PR253000

25mm Pitch Concealed Wall Stripping.  
Fits in between panels to create a  
streamlined surface for merchandising.

Mill Aluminium finish.

Stripping size:  
3000mm H x 26mm W.

# MRS RANGE WALL STRIPPING / HARDWARE

## STRAIGHT ARM FOR STRIPPING – 300MM




MRS102-300C

Straight Arm bracket slots directly into 25mm Pitch Stripping MRS253000. Ideal for holding shelves.

Suits 300mm deep shelf.  
Polished Chrome finish.

## STRAIGHT ARM FOR STRIPPING – 350MM



MRS102-350C

Straight Arm bracket slots directly into 25mm Pitch Stripping MRS253000. Ideal for holding shelves.

Suits 350mm deep shelf.  
Polished Chrome finish.

## STRAIGHT ARM FOR STRIPPING – 400MM



MRS102-400C

Straight Arm bracket slots directly into 25mm Pitch Stripping MRS253000. Ideal for holding shelves.

Suits 400mm deep shelf.  
Polished Chrome finish.

# MRS RANGE

## WALL STRIPPING / HARDWARE

### CENTRE CLIP WITH GROMMETS



MRS103C

Fits onto Straight Arm brackets and used for gripping shelves. May be used for various materials such as glass, acrylic, timber or metal. Double sided for long or side by side shelves.

Clear Plastic finish.

### END CLIP WITH GROMMET



MRS103E

Fits onto Straight Arm brackets and used for gripping shelves. May be used for various materials such as glass, acrylic, timber or metal. Single sided for 1 shelf or end of bay run.

Clear Plastic finish.

### HANG RAIL ARM – 300MM



MRS105-300C

300mm long Hang Rail Arm slots into 25mm Pitch Stripping MRS253000. Use with Cross Bar for side hanging. Polished Chrome finish.



---

# MRS RANGE WALL STRIPPING / HARDWARE

## HANG RAIL ARM – 350MM



MRS105-350C

350mm long Hang Rail Arm slots into 25mm Pitch Stripping MRS253000. Use with Cross Bar for side hanging.

Polished Chrome finish.

## CROSS BAR – 600MM



MRS106-600C

Use for side or front hanging. Requires 2 Hang Rail Arms or Cross Bar Support Arms.

Polished Chrome finish.

## CROSS BAR – 1200MM



MRS106-1200C

Use for side or front hanging. Requires 2 Hang Rail Arms or Cross Bar Support Arms.

Polished Chrome finish.

# MRS RANGE

## WALL STRIPPING / HARDWARE

CROSS BAR SUPPORT ARM  
– 50MM



MRS107-50C

Cross Bar Support Arm slots into 25mm Pitch Stripping MRS253000. Use with Cross Bar for front face and hang sell merchandising.

Polished Chrome finish.

FRONT HANG ARM TO SUIT  
STRIPPING – 350MM



MRS108-350C

Slots into 25mm Pitch Stripping MRS253000. Ideal for front faced hanging or displaying of merchandise.

Polished Chrome finish.

DISPLAY ARM  
– 100MM



MRS109-100C

Slots into 25mm Pitch Stripping MRS253000. Ideal for front faced hanging or displaying of merchandise.

Polished Chrome finish.

---

# MRS RANGE WALL STRIPPING / HARDWARE

## PRONG HOOK – 100MM



MRS110-100C

100mm long prong hook sits over Cross Bar or Front Hang Rail. Ideal for front faced hang sell.

Polished Chrome finish.

## PRONG HOOK – 150MM



MRS110-150C

150mm long prong hook sits over Cross Bar or Front Hang Rail. Ideal for front faced hang sell.

Polished Chrome finish.

## PRONG HOOK – 200MM



MRS110-200C

200mm long prong hook sits over Cross Bar or Front Hang Rail. Ideal for front faced hang sell.

Polished Chrome finish.





# MRS RANGE

## WALL STRIPPING / HARDWARE

PRONG HOOK  
– 250MM



MRS110-250C

250mm long prong hook sits over Cross Bar or Front Hang Rail. Ideal for front faced hang sell.

Polished Chrome finish.

PRONG HOOK  
– 300MM



MRS110-300C

300mm long prong hook sits over Cross Bar or Front Hang Rail. Ideal for front faced hang sell.

Polished Chrome finish.

FRONT HANG ARM TO SUIT  
CROSS BAR – 300MM



MRS111-300C

Sits over Cross Bar or Front Hang Rail. Ideal for front faced hanging or displaying of merchandise.

Polished Chrome finish.



# MRS RANGE WALL STRIPPING / HARDWARE

## FRONT HANG ARM TO SUIT CROSS BAR – 350MM



MRS111-350C

Sits over Cross Bar or Front Hang Rail.  
Ideal for front faced hanging or  
displaying of merchandise.

Polished Chrome finish.

## SIDE HANG RAIL – 600MM X 300MM



MRS115C

Slots into 25mm Pitch Stripping  
MRS253000. Ideal for side hanging or  
displaying of merchandise.

Polished Chrome finish.

## FRONT HANG RAIL – 600MM



MRS116C

Slots into 25mm Pitch Stripping  
MRS253000. Use with Front Hang Arms  
or Prong Hooks for front hanging and  
hang sell merchandise.

Polished Chrome finish.



# MRS RANGE WALL STRIPPING / HARDWARE

## STEPPED HANG ARM TO SUIT CROSS BAR



MRS117C

Sits over Cross Bar or Front Hang Rail. Ideal for front hanging and merchandising.

Polished Chrome finish.

Size 190mm H x 400mm D.

## STEPPED HANG ARM TO SUIT STRIPPING



MRS122C

Stepped Arm slots into 25mm Pitch Stripping MRS253000. Ideal for front hanging and merchandising.

Polished Chrome finish.

Size 190mm H x 400mm D.

## GLASS SHELF PIN - SINGLE



SGH1218

Single support for glass shelf.

Use for showcases with glass up to 10mm thick.



## GLASS SHELF PIN – DOUBLE

---



---

DGH1236

---

Double support for glass shelf.

Use for showcases with glass up to 10mm thick.

---



---

## MINI PUCK RANGE





# MINI PUCK RANGE



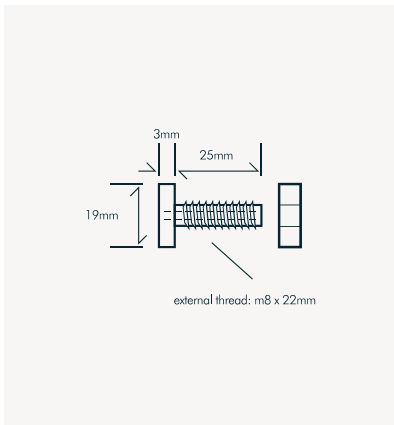
## SUITABLE USES

RETAIL & COMMERCIAL - HANG SELL, SHOE DISPLAY, BOTTLE DISPLAY, SHELF DISPLAY WITH PANEL HOLDERS OR GRIPS, FEATURE DISPLAYS, SIGNAGE HOLDERS AND HOOKS.



# MINI PUCK RANGE

## MINI PUCK



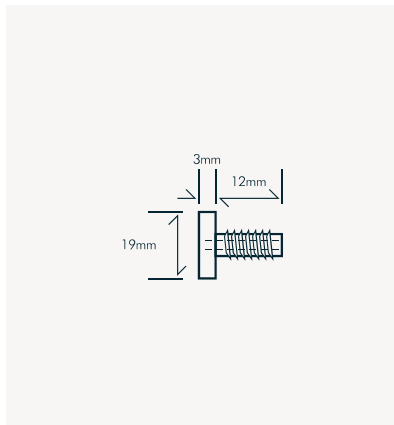
MK-PUCKM001

Mini Puck, includes locking nut to secure onto panel.

Hole size for panel Ø 9mm.

Machined Aluminium.

## MINI PUCK COVER CAP



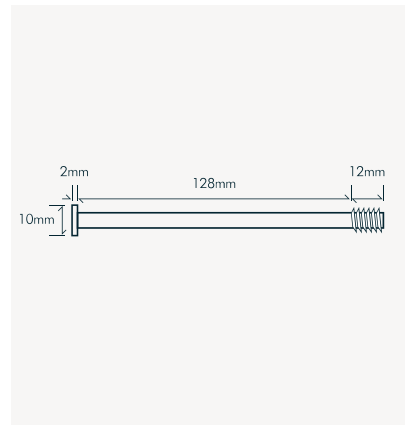
MK-PKM009

Mini Puck Cover Cap, threaded cover cap to conceal Mini Puck. Can be used as a decorative cover, sign or panel holder.

Sign / panel requires Ø 6mm holes.

Clear Anodised finish.

## MINI PUCK – 130MM PRONG HOOK



MK-PKM003

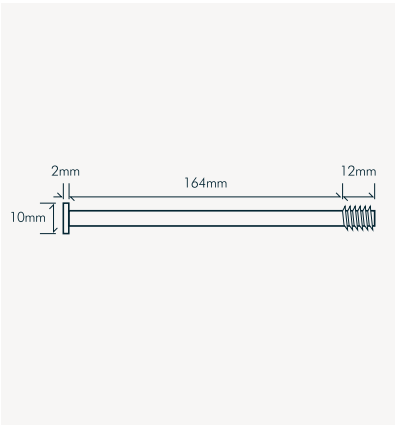
Mini Puck Prong Hook, 130mm long. Recommended max. weight is 4kg per MK-PKM003 prong hook.

Ø 5mm Rod.

Stainless Steel finish.

# MINI PUCK RANGE

## MINI PUCK – 165MM PRONG HOOK



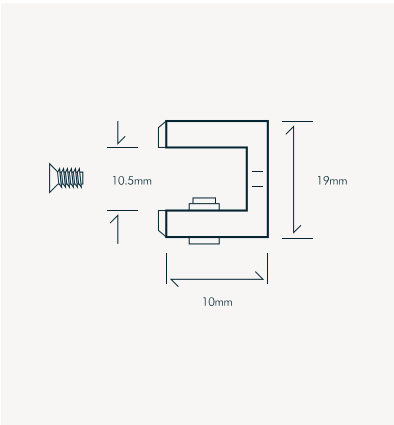
MK-PKM012

Mini Puck Prong Hook, 165mm long  
Recommended max weight is 4kg per  
MK-PKM012 hook.

Ø 5mm rod.

Stainless Steel finish.

## MINI PUCK SHELF / PANEL GRIP

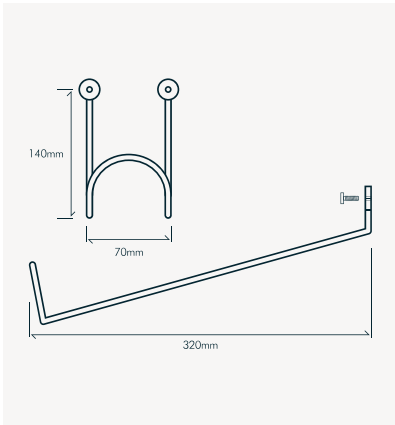


MK-PKM008

Mini Puck Shelf / Panel Grip suits 4.5mm  
to 10mm thick panels. Recommended  
max. shelf depth is 125mm.

Satin Nickel finish.

## MINI PUCK ANGLED BOTTLE CRADLE



MK-PKM011

Mini Puck Angled Cradle Holder, holds up  
to 750ml bottle at 20 degrees. Includes  
two MK-PKM009 cover caps to attach the  
cradle. Place mini pucks at 70mm centres.

Stainless Steel finish.



---

# MINI PUCK RANGE

## MINI PUCK O-RINGS

---



---

MK-PKMOR

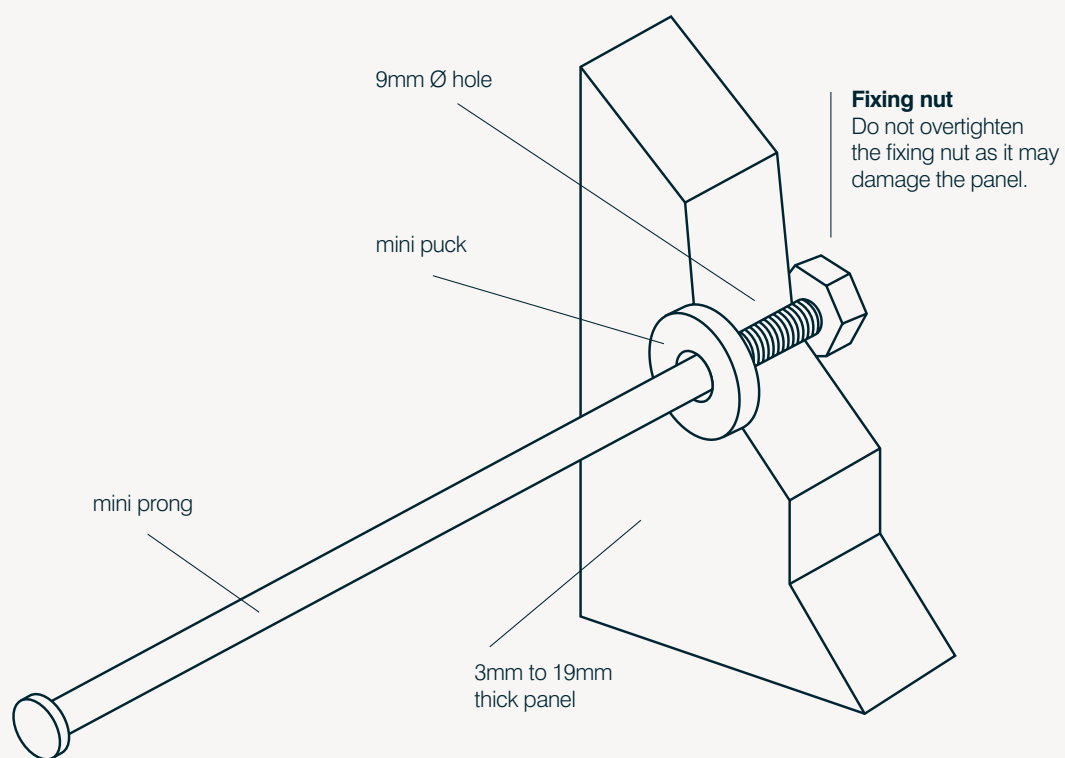
---

Black rubber o-rings for Mini Puck Prong Hooks when used to hold glass or acrylic shelves.

Sold as a pair.

---

# MINI PUCK INSTALLATION



---

## MIDI PUCK RANGE



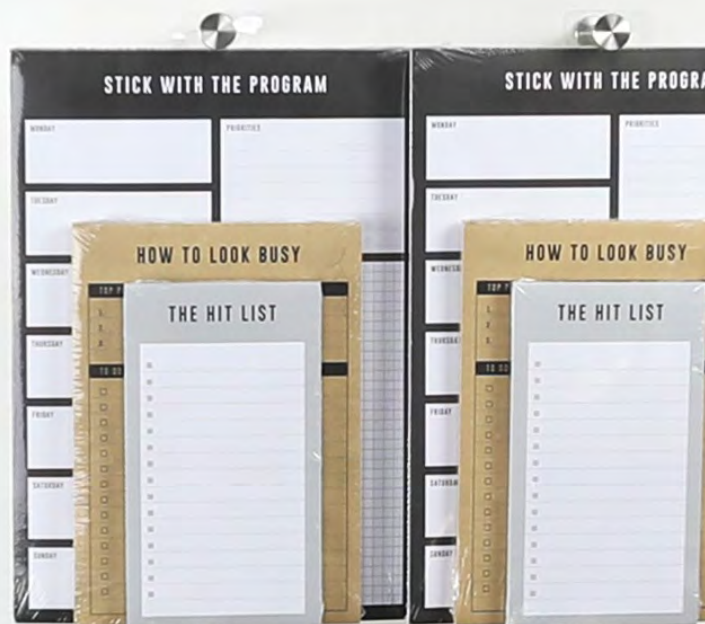


## MIDI PUCK RANGE



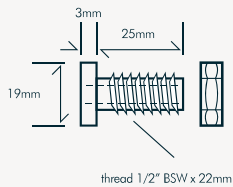
### SUITABLE USES

RETAIL & COMMERCIAL - HANG SELL, SHOE DISPLAY, INTIMATES, CHILDRENSWEAR, FEATURE DISPLAYS, SHELVING, SIGNAGE HOLDERS AND HOOKS.



# MIDI PUCK RANGE

## MIDI PUCK



MK-PKMI001

Suitable for mid weight hang sell and accessory items.

Required hole size in panel is Ø 13mm.

Natural Aluminium finish.

## MIDI PUCK

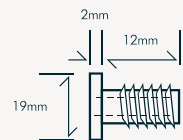


MK-PKMI002

Allows back to back installation of Midi Puck onto panels. Ideal for double sided merchandising of hang sell and accessory products.

Required hole size in panel is Ø 13mm.  
Natural Aluminium finish.

## MIDI PUCK COVER CAP



MK-PKMI100

Threaded cover cap used to conceal Midi Puck. Can be used as a decorative cover, sign or panel holder.

Clear Anodised finish.

# MIDI PUCK RANGE

## MIDI PUCK – 150MM PRONG HOOK



MK-PKMI101

Midi Puck Prong Hook, 150mm long.  
Recommended max. weight is 4kg per  
MK-PKMI103 prong hook.

Ø 10mm Rod with Ø 19mm end cap.

Stainless Steel finish.

## MIDI PUCK – 250MM PRONG HOOK



MK-PKMI103

Midi Puck Prong Hook, 250mm long  
Recommended max weight is 4kg per  
MK-PKMI103 hook.

Ø 10mm Rod with Ø 19mm end cap.

Stainless Steel finish.

## MIDI PUCK NYLON COLLAR



MK-PKMI003

Use with Double Sided Midi Puck when  
installing into glass.



---

## MIDI PUCK RANGE

### MIDI PUCK O-RINGS

---



---

MK-PKMIOR

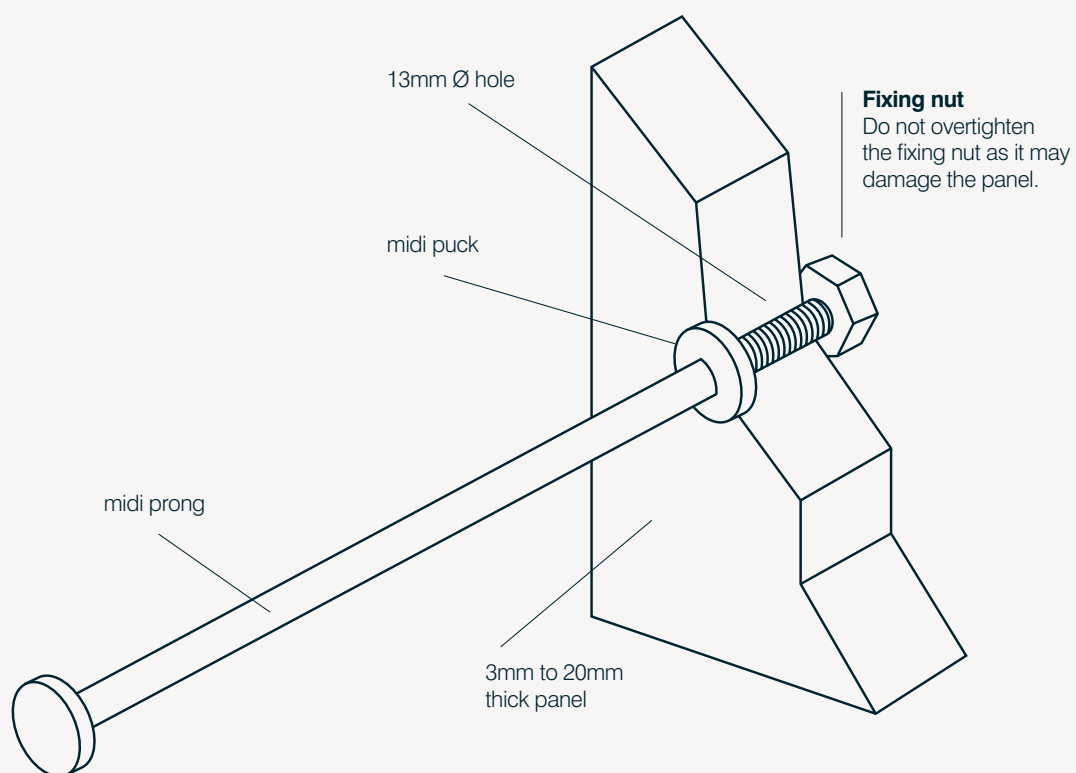
---

Black rubber o-rings for Midi Puck  
Prong Hooks when used to hold glass  
or acrylic shelves.

Sold as a pair.

---

# MIDI PUCK INSTALLATION





# NOTES

Notes area with horizontal lines for writing.





---

## PUSH BUTTON PUCK RANGE



## PUSH BUTTON PUCK RANGE



### SUITABLE USES

RETAIL & COMMERCIAL – MERCHANDISING WALL AND FLOOR UNITS, FASHION APPAREL, ACCESSORIES, SHOES, HANGING AND SHELVING, HIGHLIGHT DISPLAYS, FASHION HOOKS AND HANGRAILS.





# PUSH BUTTON PUCK RANGE

## PUSH BUTTON PUCK



MK-PUCKPB001

Push Button Puck, includes locking nut to secure onto panel. Holds Ø 19mm tube.

Overall size – Ø 33mm x 46mm deep.

Machined Aluminium.

## PUSH BUTTON PUCK – 150MM STRAIGHT ARM



MK-PPSA150C

Push Button Puck Straight Arm.

150mm in length.

Polished Chrome finish.

## PUSH BUTTON PUCK – 300MM STRAIGHT ARM



MK-PPSA300C

Push Button Puck Straight Arm / Shelf Bracket.

300mm in length.

Polished Chrome finish.

# PUSH BUTTON PUCK RANGE

## PUSH BUTTON PUCK – 350MM STRAIGHT ARM



MK-PPSA350C

Push Button Puck Straight Arm /  
Shelf Bracket.  
  
350mm in length.  
  
Polished Chrome finish.

## PUSH BUTTON PUCK – 300MM WATERFALL ARM



MK-PPWA300C

Push Button Puck Waterfall Arm.  
  
300mm in length.  
  
Polished Chrome finish.

## PUSH BUTTON PUCK STEPPED ARM



MK-PPST400C

Push Button Puck Stepped Arm.  
  
400mm in length.  
  
Polished Chrome finish.

# PUSH BUTTON PUCK RANGE

## PUSH BUTTON PUCK TICKET HOLDER



MK-PPTH100C

Push Button Ticket Holder to suspend posters / tickets. 100mm in length,.  
  
Requires a 6mm diameter hole through panel.  
  
Polished Chrome finish.


## PUSH BUTTON PUCK FRONT HANG RAIL



MK-PPFR900C

Push Button Puck Front hang rail. 900mm wide x 35mm deep. Fits into puck at 600mm wide centres.  
  
Polished Chrome finish.

## PUSH BUTTON PUCK SIDE HANG RAIL



MK-PPSR900C

Push Button Puck Side Hang Rail. 900mm wide x 300mm deep. Fits into pucks at 600mm wide centres.  
  
Polished Crome finish.





# PUSH BUTTON PUCK RANGE

## PUSH BUTTON PUCK O-RINGS



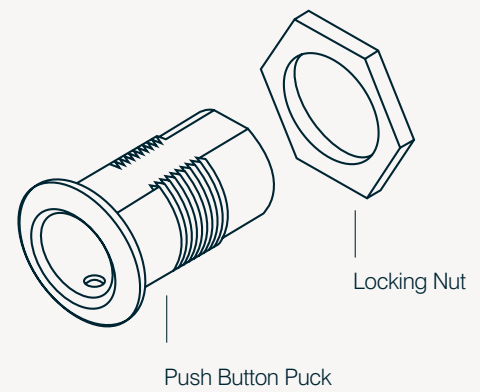
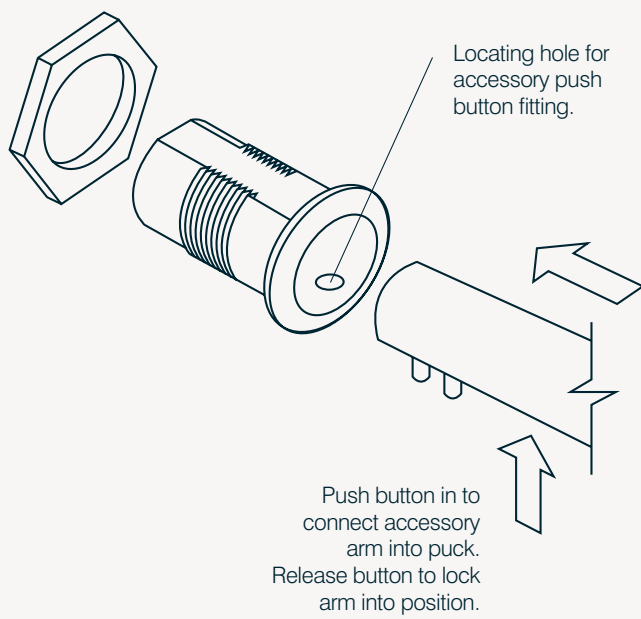
MK-PKOR

Black rubber o-rings for Push Button Puck Arms when used to hold glass or acrylic shelves.

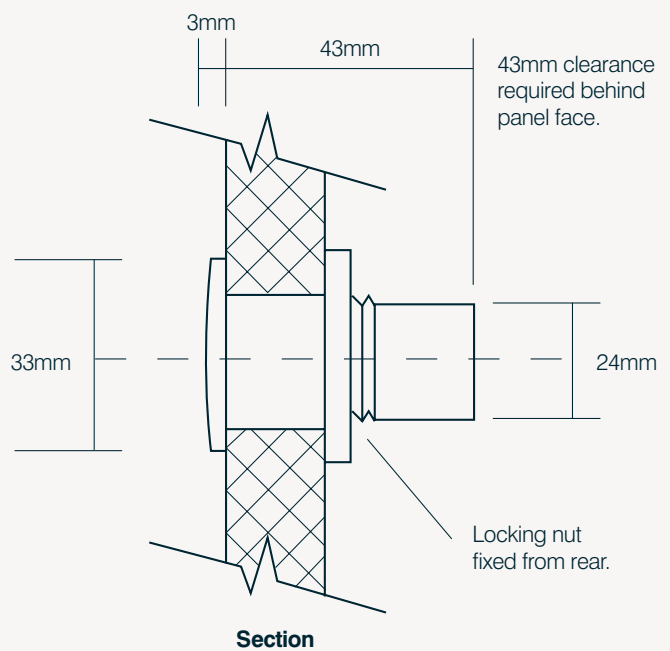
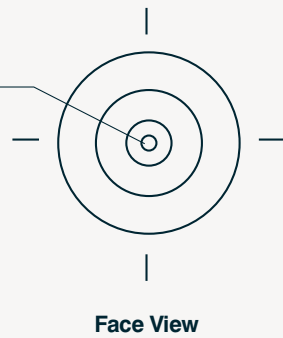
Sold as a pair.



# PUSH BUTTON PUCK INSTALLATION



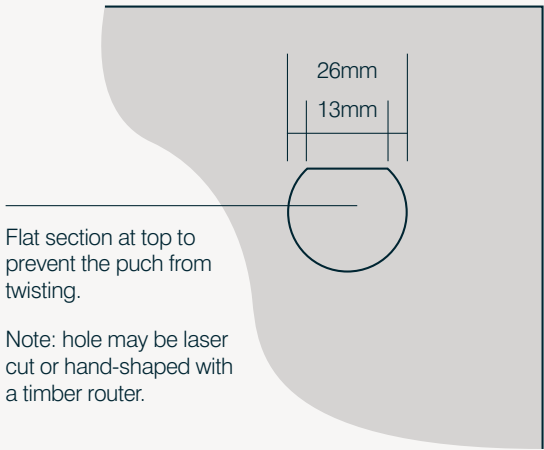
Countersunk  
Ø 4mm hole through for  
additional screw fixing.



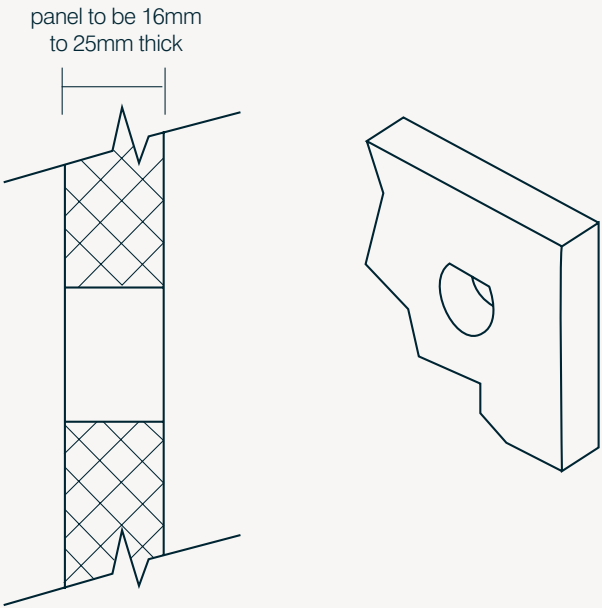


# PUSH BUTTON PUCK INSTALLATION

## Hole Detail - Method A

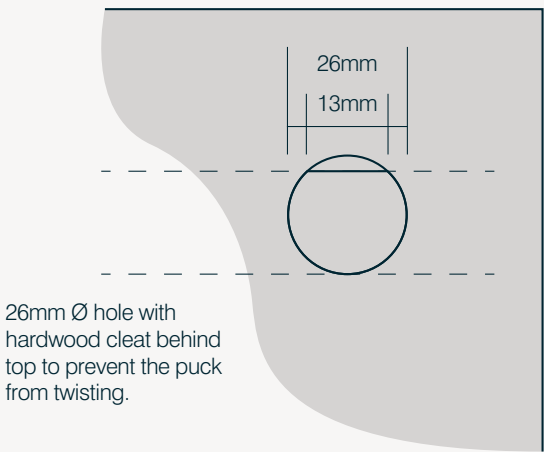


Face View

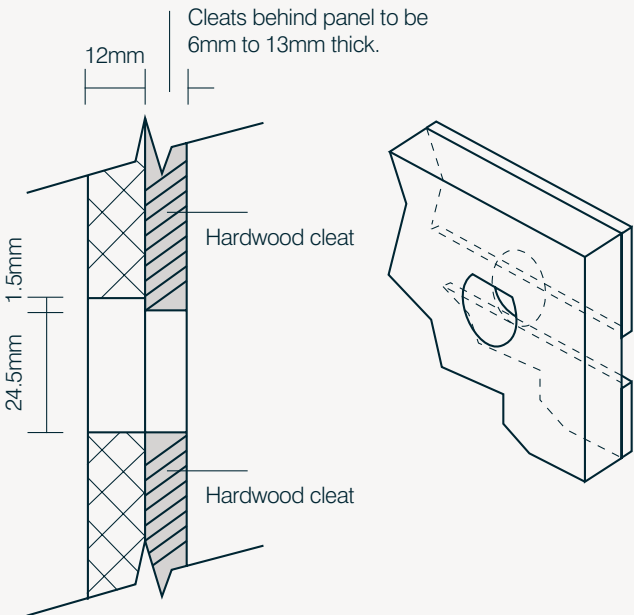


Section

## Hole Detail - Method B



Face View



Section

---

# SPACELINE CABLE SYSTEMS






# SPACELINE CABLE SYSTEMS



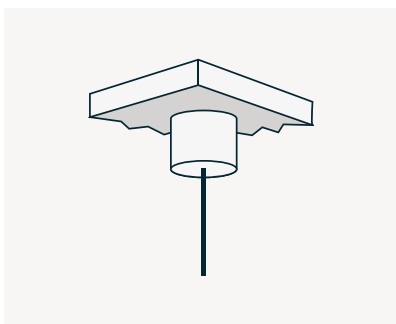
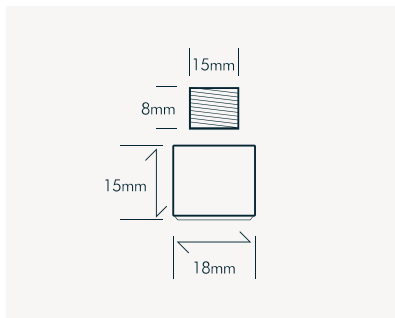
## SUITABLE USES

RETAIL & COMMERCIAL WINDOW AND WALL  
MERCHANDISING, POSTER HANGING,  
SIGN FIXING, BROCHURES, SUSPENDING  
TIMBER, GLASS SHELVES & CABINETS.



# SPACELINE CABLE SYSTEMS

## SPACELINE CEILING CONNECTOR

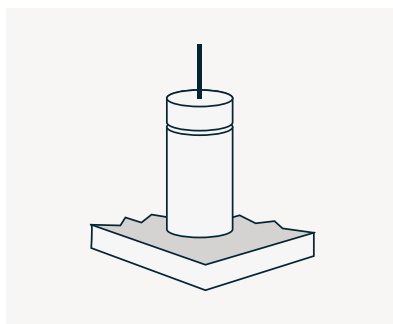
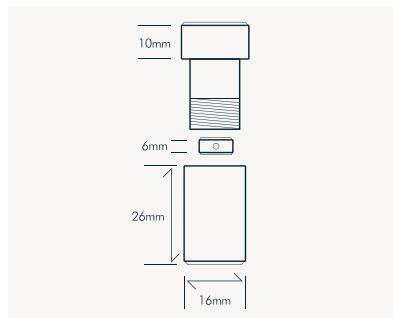


MC-SLCC

Spaceline Ceiling Connector, for fixing cable to ceiling. Does not include screw for fixing.

Brass with a Satin Nickel finish.

## SPACELINE FLOOR CONNECTOR



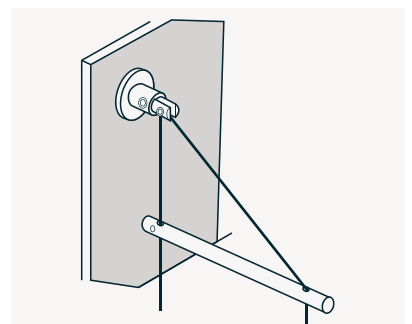
MC-SLFC

Spaceline Floor Connector, for fixing cable to floor. Does not include screw for fixing.

Includes allen key.

Brass with a Satin Nickel finish.

## SPACELINE CABLE – 1.6MM



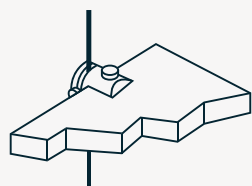
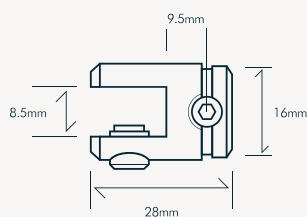
MC-SLC4

Spaceline Cable – Ø 1.6mm. Supplied cut and crimped.

Stainless Steel finish.

# SPACELINE CABLE SYSTEMS

## SPACELINE SHELF GRIP



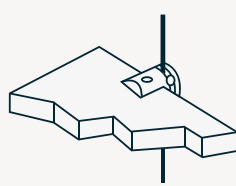
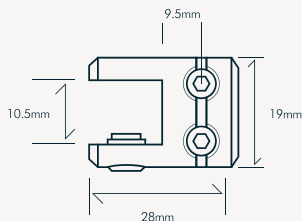
MC-SLS2

Spaceline Shelf Grip, for fixing shelves  
Recommended shelf thickness:  
6mm to 8mm.

Cable spacing: shelf width + 19mm.

Brass with Satin Nickel finish.

## SPACELINE SHELF GRIP LARGE



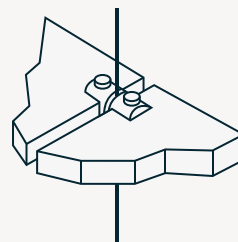
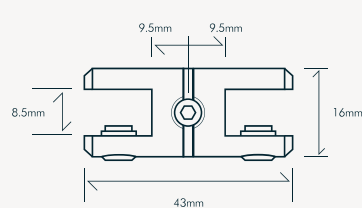
MC-SLS20

Spaceline Shelf Grip Large, for fixing large  
shelves. Recommended shelf thickness:  
6mm to 10mm.

Cable spacing: shelf width + 19mm.

Brass with Satin Nickel finish.

## SPACELINE DOUBLE SHELF GRIP



MC-SLS3

Spaceline Double Shelf Grip, for fixing  
shelves. Recommended shelf thickness:  
6mm to 8mm.

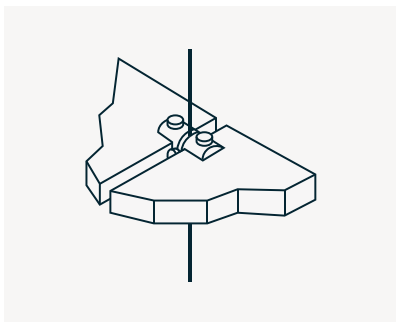
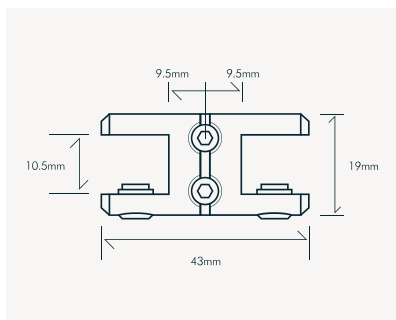
Cable spacing: shelf width + 19mm.

Brass with Satin Nickel finish.



# SPACELINE CABLE SYSTEMS

## SPACELINE DOUBLE SHELF GRIP LARGE



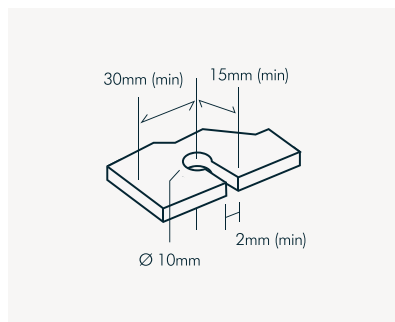
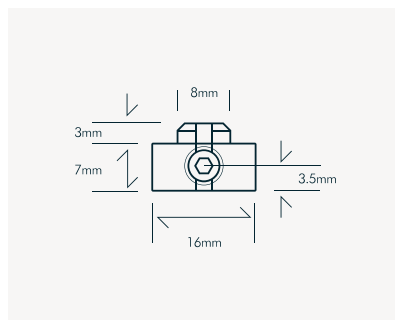
MC-SLS30

Spaceline Double Shelf Grip Large, for fixing large shelves. Recommended shelf thickness 6mm to 10mm.

Cable spacing: shelf width + 19mm.

Brass with Satin Nickel finish.

## SPACELINE SHELF SUPPORT



MC-SLS1

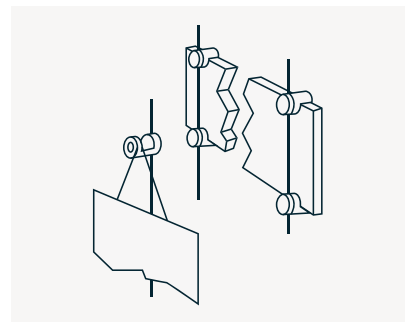
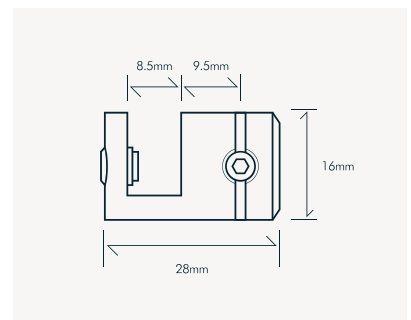
Spaceline Shelf Support, for glass up to 10mm thick or other materials in any thickness. Requires hole and optional slot.

Drill hole: Ø 10mm min.

Slot width :2mm.

Brass with Satin Nickel finish.

## SPACELINE PANEL GRIP



MC-SLS5

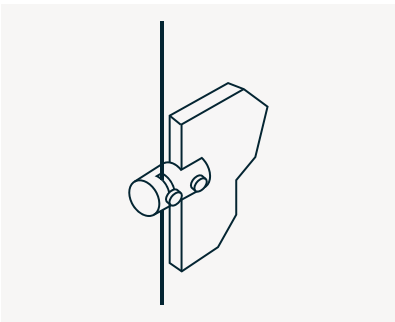
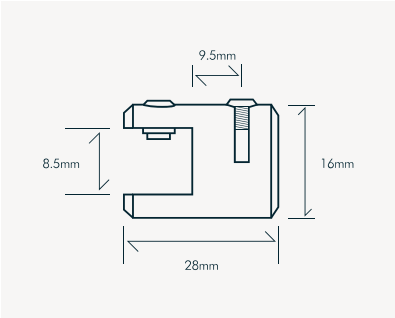
Spaceline Panel Grip, for fixing panels top and bottom. Recommended panel thickness: 3mm to 8mm.

Brass with Satin Nickel finish.



# SPACELINE CABLE SYSTEMS

## SPACELINE PANEL GRIP



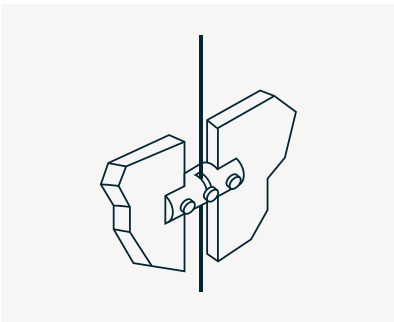
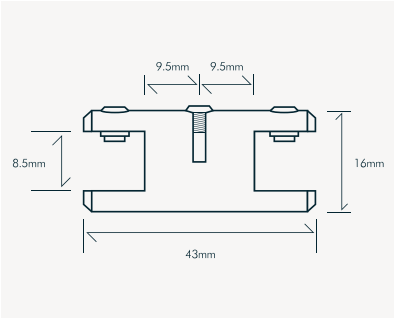
MC-SLS4

Spaceline Panel Grip, for fixing panels  
Recommended panel thickness:  
3mm to 8mm.

Cable spacing: shelf width + 19mm.

Brass with Satin Nickel finish.

## SPACELINE DOUBLE PANEL GRIP



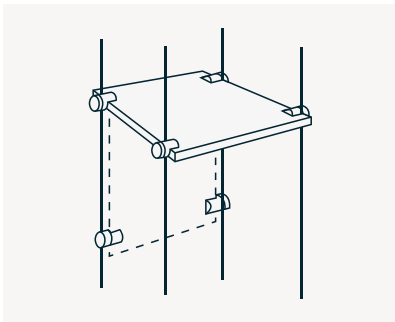
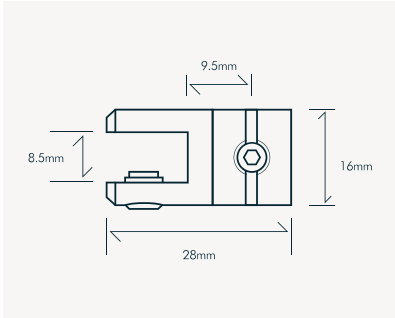
MC-SLS7

Spaceline Double Panel Grip, for fixing two  
panels either side of cable. Recommended  
panel thickness: 3mm to 8mm.

Cable spacing: shelf width + 19mm.

Brass with Satin Nickel finish.

## SPACELINE PIVOTING GRIP



MC-SLS8

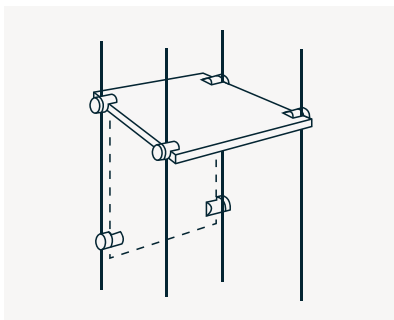
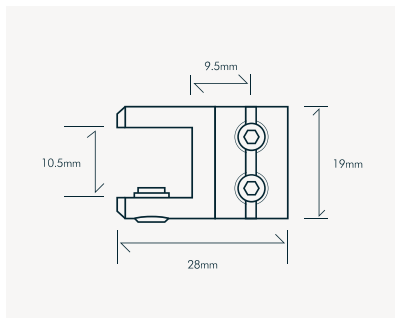
Spaceline Pivoting Grip, for fixing panels  
or shelves. Recommended panel/shelf  
thickness: 3mm to 8mm.

Cable spacing: shelf/panel width + 19mm.

Brass with Satin Nickel finish.

# SPACELINE CABLE SYSTEMS

## SPACELINE PIVOTING GRIP LARGE



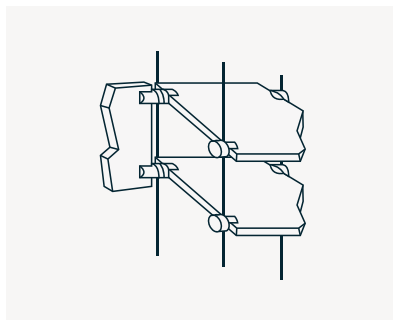
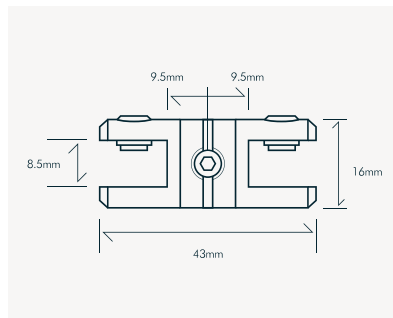
MC-SLS80

Spaceline Pivoting Grip large, for fixing panels or shelves. Recommended panel/shelf thickness: 5mm to 10mm.

Cable spacing: panel/shelf width + 19mm.

Brass with Satin Nickel finish.

## SPACELINE DOUBLE PIVOTING GRIP



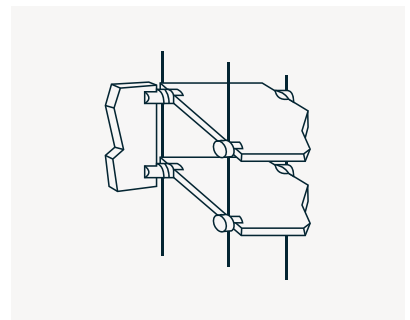
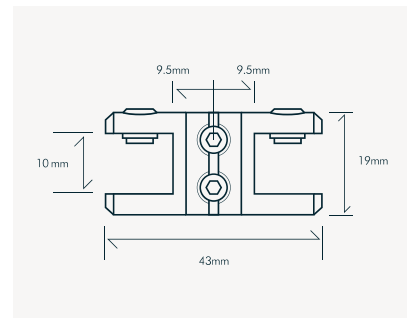
MC-SLS9

Spaceline Double Pivoting Grip, for fixing panels or shelves. Recommended panel thickness: 3mm to 8mm.

Cable spacing: panel/shelf width + 19mm.

Brass with Satin Nickel finish.

## SPACELINE DOUBLE PIVOTING GRIP LARGE



MC-SLS90

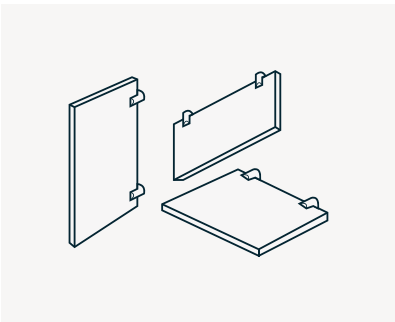
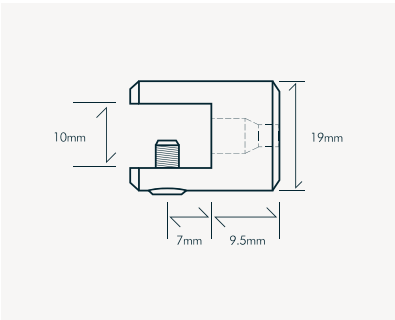
Spaceline Double Pivoting Grip, for fixing panels or shelves. Recommended panel/shelf thickness: 5mm to 10mm.

Cable spacing: panel/shelf width + 19mm.

Brass with Satin Nickel finish.

# SPACELINE CABLE SYSTEMS

## SPACELINE WALL MOUNT SHELF / PANEL GRIP

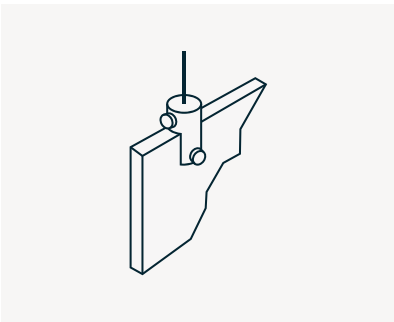
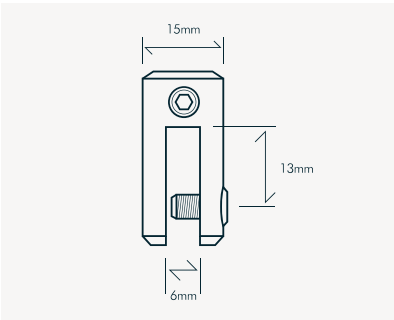


MC-SLT3

Spaceline Wall Mount Panel or Shelf Grip, for fixing shelves or panels to the wall or ceiling. Recommended panel/shelf thickness: 6mm to 10mm.

Brass with Satin Nickel finish.

## SPACELINE VERTICAL GRIP

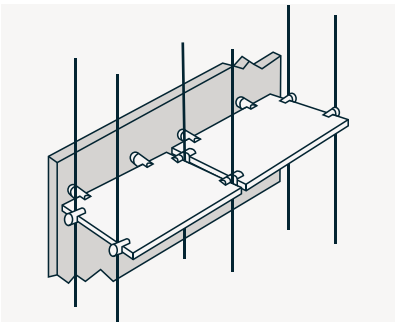
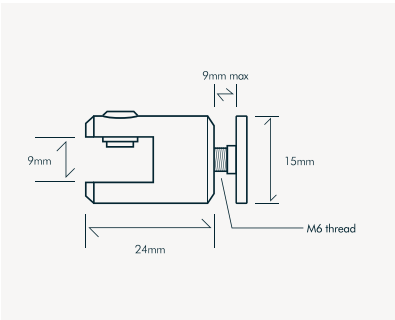


MC-SLT1

Spaceline Vertical Grip, for secure fixing. Use a 7mm diameter hole 13mm from panel edge. Recommended panel thickness: 3mm to 6mm.

Brass with Satin Nickel finish.

## SPACELINE SHELF STABILISER



MC-SLT2


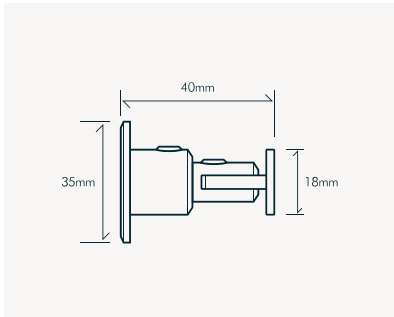
Spaceline Shelf Stabiliser, for fixing shelf. Recommended panel thickness: 6mm to 8mm. Can also be used as a single shelf support in a display unit.

Distance from wall: 16mm-25mm.

Brass with Satin Nickel finish.

# SPACELINE CABLE SYSTEMS

## SPACELINE TOP SWIVELLING WALL CONNECTOR

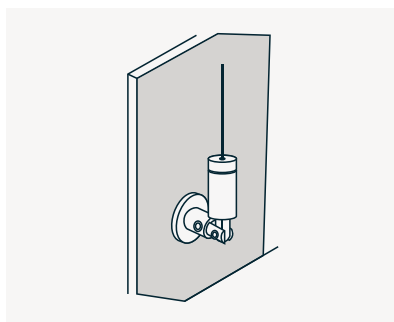
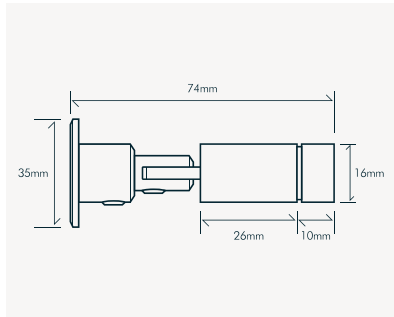


MC-SLWCT

Spaceline Top Swivelling Wall Connector to mount cable to wall.

Brass with Satin Nickel finish.

## SPACELINE BOTTOM SWIVELLING WALL CONNECTOR



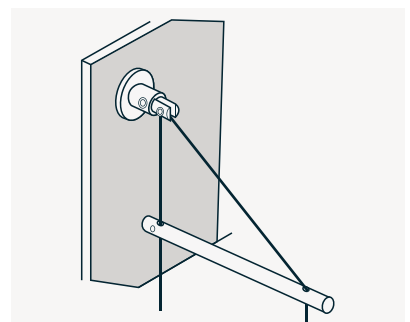
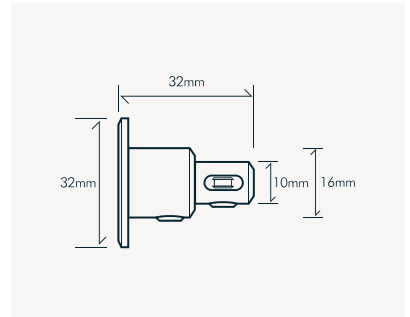
MC-SLWCB

Spaceline Bottom Swivelling Wall Connector mounts cable to wall.

Recommended cable distance off wall: 22mm.

Brass with Satin Nickel finish.

## SPACELINE WALL CONNECTOR + ROD



MC-SLWC

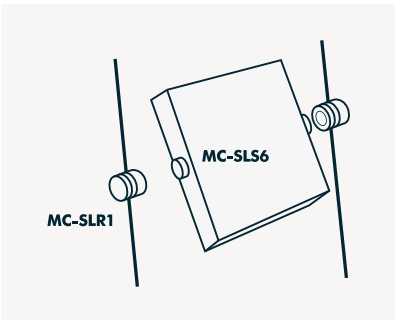
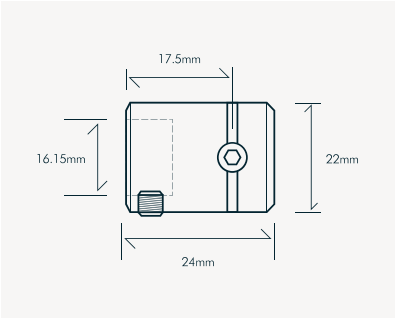
Spaceline Wall Connector + Rod to mount cable to wall for shelving. Supplied with 300mm spacer bar.

Brass with Satin Nickel finish.



# SPACELINE CABLE SYSTEMS

## SPACELINE ADAPTOR



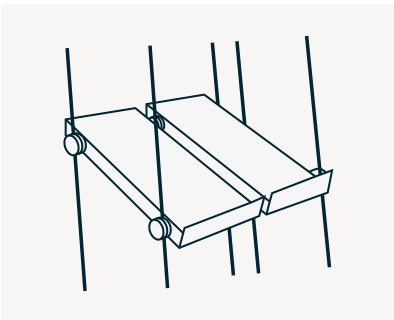
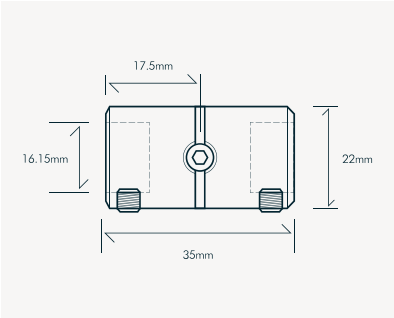
MC-SLR1

Spaceline Adaptor to use with MC-SLS6.  
Unlimited panel thickness.

Cable spacing: shelf width + 35mm.

Brass with Satin Nickel finish.

## SPACELINE DOUBLE ADAPTOR



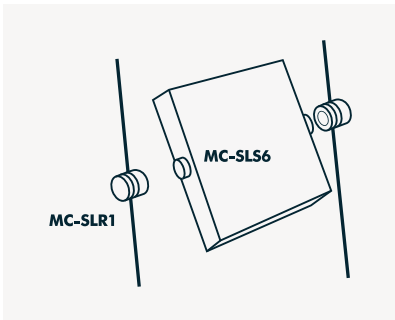
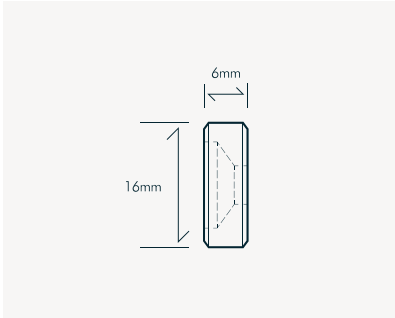
MC-SLR2

Spaceline Double Adaptor to use with MC-SLS6. Unlimited panel thickness.

Cable spacing: panel width + 35mm.

Brass with Satin Nickel finish.

## SPACELINE ADAPTOR RING



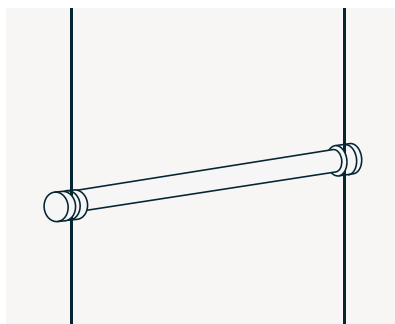
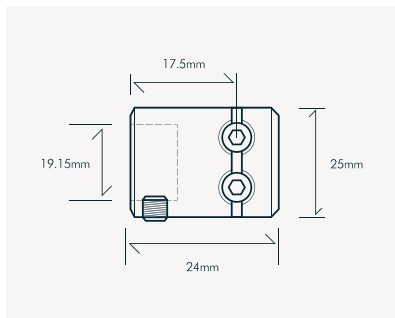
MC-SLS6

Spaceline Adaptor Ring, allows fixing to timber panels or shelves. Use in combination with MC-SLR1, MC-SLR2 or MC-SLR4.

Brass with Satin Nickel finish.

# SPACELINE CABLE SYSTEMS

## SPACELINE RAIL ADAPTOR



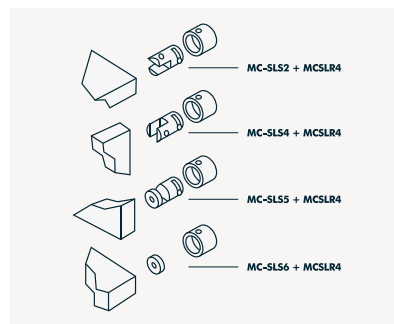
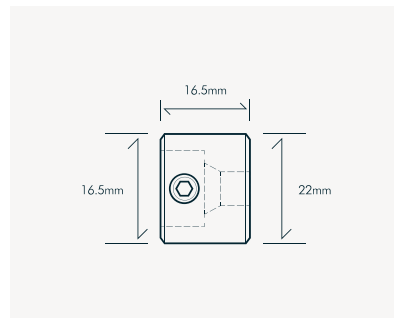
MC-SLR3

Spaceline Rail Adaptor to use with 19mm diameter hangrail. Recommended maximum span 1000mm between cables.

Cable spacing: tube length + 19mm.

Brass with Satin Nickel finish.

## SPACELINE WALL MOUNT ADAPTOR



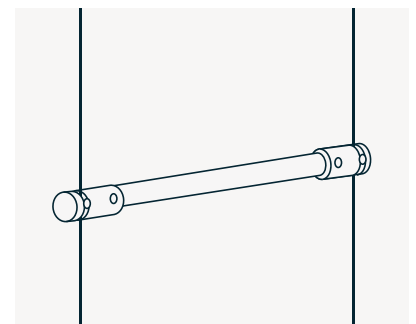
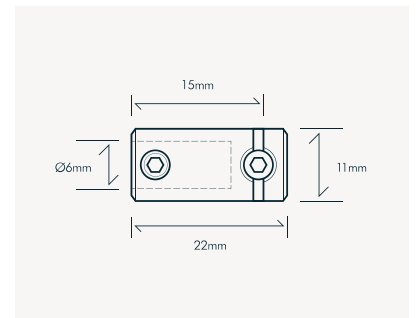
MC-SLR4

Spaceline Wall Mount Adaptor to combine with:

1. MC-SLS2 or MC-SLS4 for panel/shelf perpendicular to wall. Max. thickness 8mm.
2. MC-SLS5 to use with sign panel parallel to wall. Max. thickness 8mm panel.
3. MC-SLS6 to use with timber shelf.

Brass with Satin Nickel finish.

## SPACELINE ROD CROSS CONNECTOR



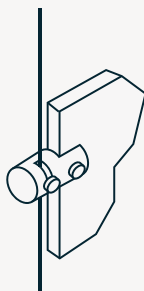
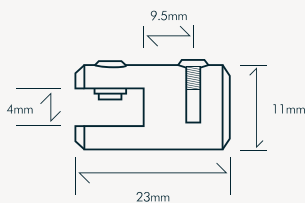
MC-SLR5

Spaceline Rod Cross Connector allows suspension of 6mm diameter rod between two cables. Recommended max. span: 500mm between cables.

Brass with Satin Nickel finish.

# SPACELINE CABLE SYSTEMS

## SPACELINE MINI PANEL GRIP



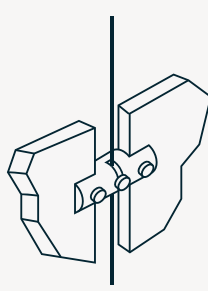
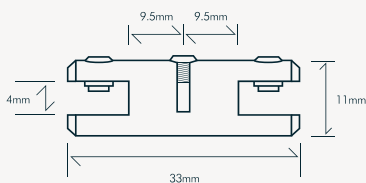
MC-SLS04

Spaceline Mini Panel Grip. Use to create a finer slimline version of the MC-SLS4. Recommended panel thickness: 1.5mm to 4mm.

Cable spacing: panel width + 19mm.

Brass with Satin Nickel finish.

## SPACELINE MINI DOUBLE PANEL GRIP



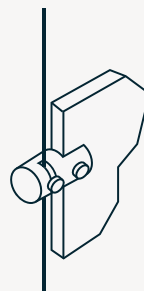
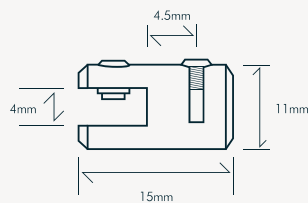
MC-SLS07

Spaceline Double Mini Panel Grip. Use to create a finer slimline version of the MC-SLS7. Recommended panel thickness: 1.5mm to 4mm.

Cable spacing: panel width + 19mm.

Brass with Satin Nickel finish.

## SPACELINE SUPER MINI PANEL GRIP



MC-SLS004

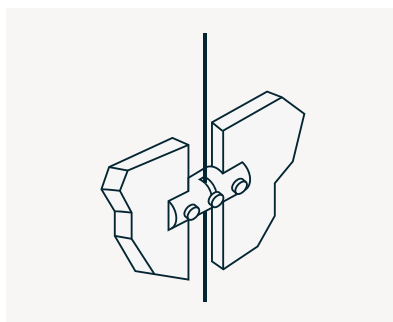
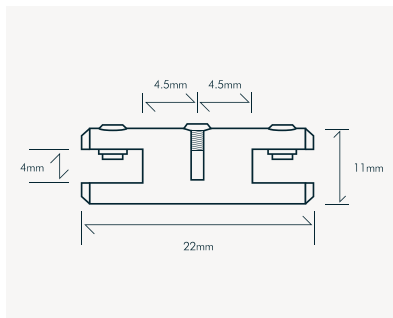
Spaceline Super Mini Panel Grip. Use to create a super slimline version of the MC-SLS4 and MC-SLS04. Recommended panel thickness: 1.5mm to 4mm.

Cable spacing: panel width + 9mm.

Brass with Satin Nickel finish.

# SPACELINE CABLE SYSTEMS

## SPACELINE SUPER MINI DOUBLE PANEL GRIP



MC-SLS007

Spaceline Super Double Mini Panel Grip. Use to create a super slimline version of the MC-SLS7 and MC-SLS07. Recommended panel thickness: 1.5mm to 4mm.

Cable spacing: panel width + 9mm.

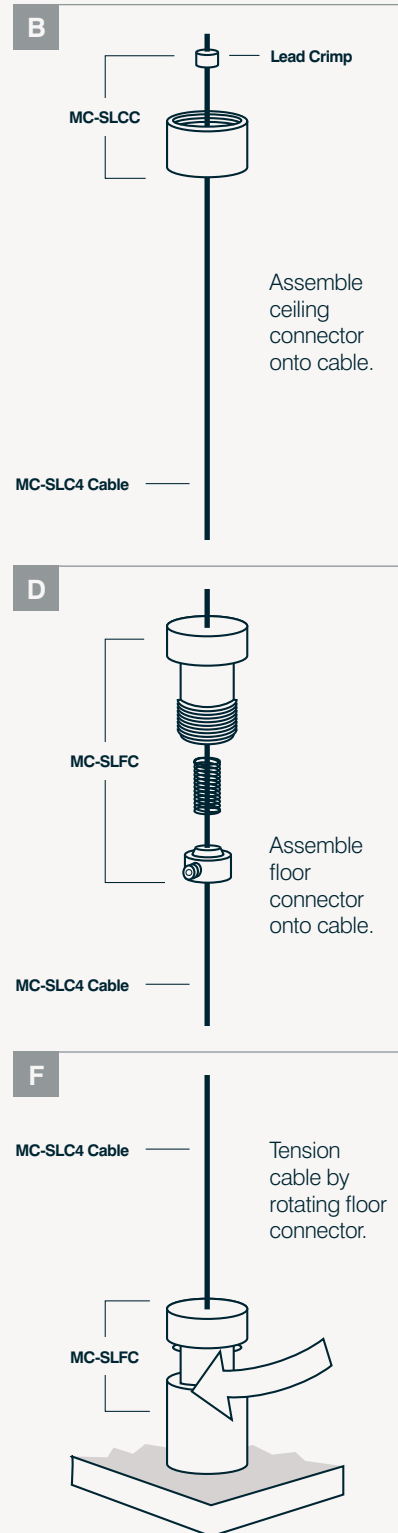
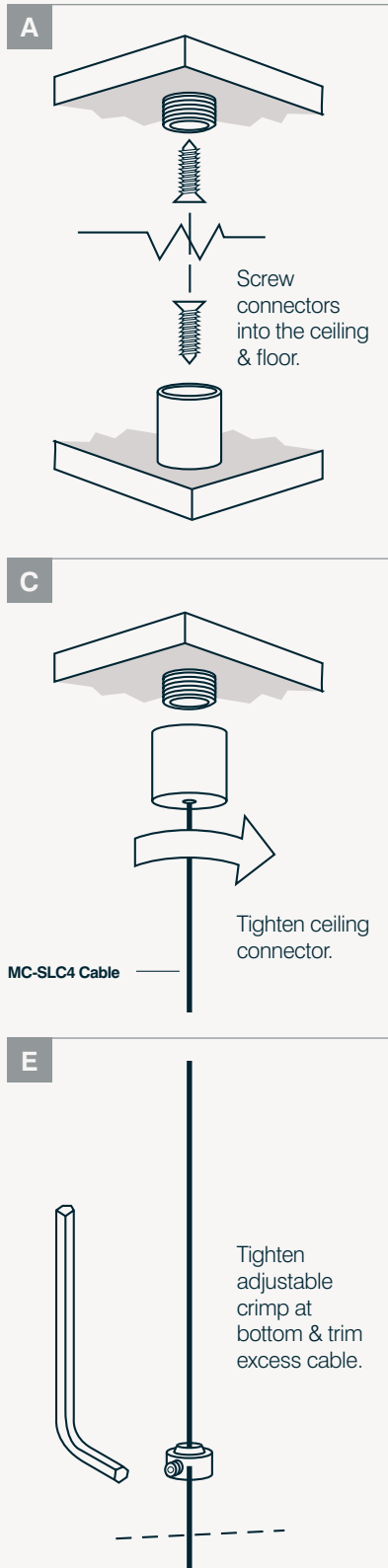
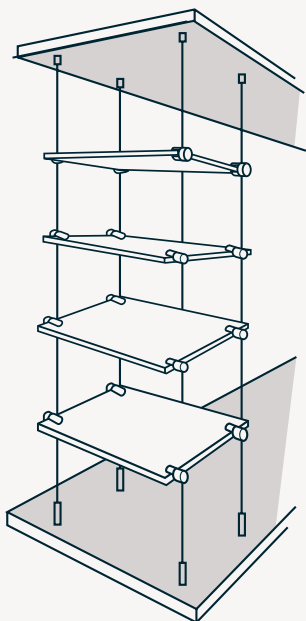
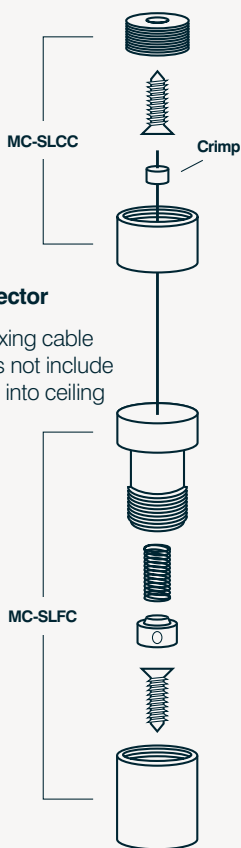
Brass with Satin Nickel finish.



# SPACELINE CABLE FLOOR TO CEILING INSTALLATION

## MC-SLCC Ceiling Connector

Assembly for fixing cable to ceiling. Does not include screw for fixing into ceiling or floor.



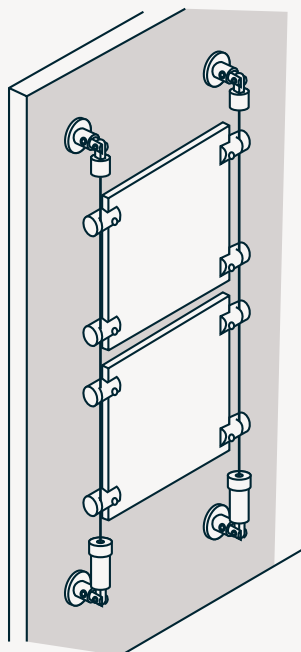
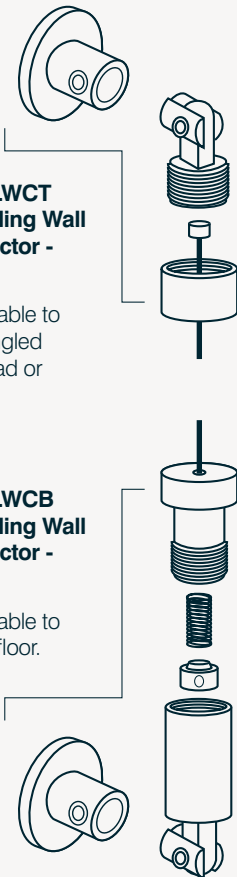
# SPACELINE CABLE WALL MOUNT INSTALLATION

## MC-SLWCT Swivelling Wall Connector - Upper

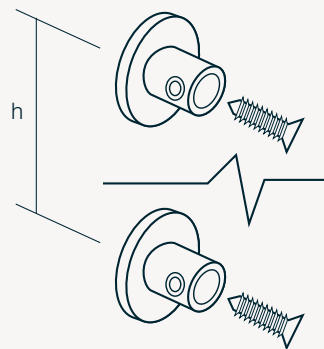
Fixes cable to  
wall, angled  
bulkhead or  
ceiling.

## MC-SLWCB Swivelling Wall Connector - Lower

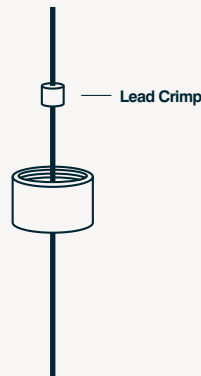
Fixes cable to  
wall or floor.



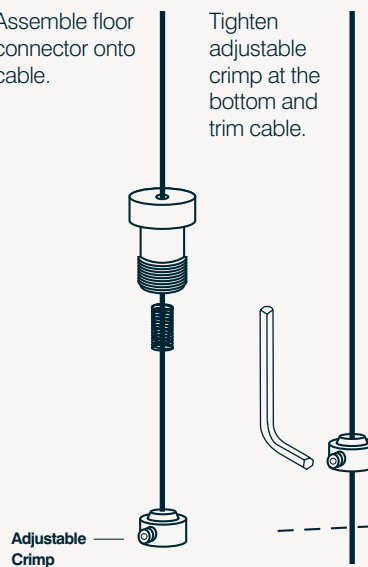
### A Screw wall connectors into the wall.



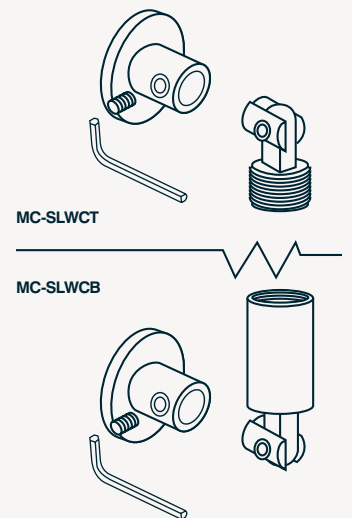
### C Assemble ceiling connector onto cable.



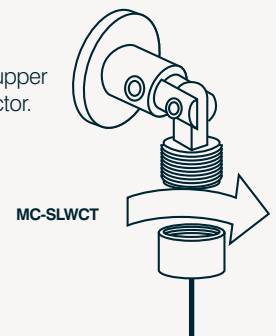
### E Assemble floor connector onto cable.



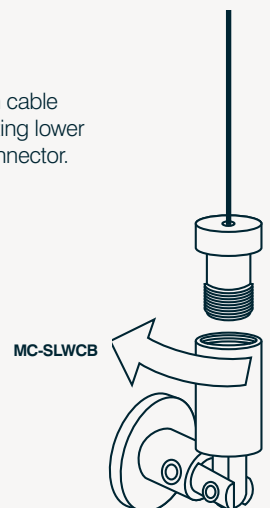
### B Assemble wall connectors.



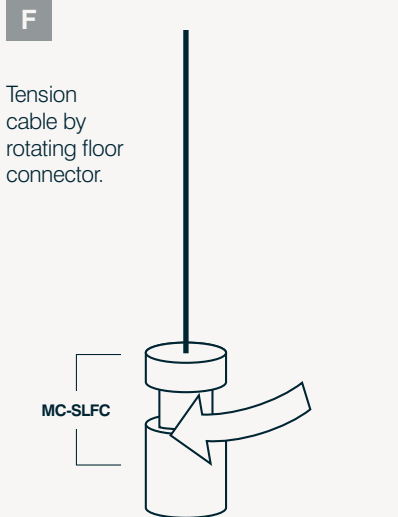
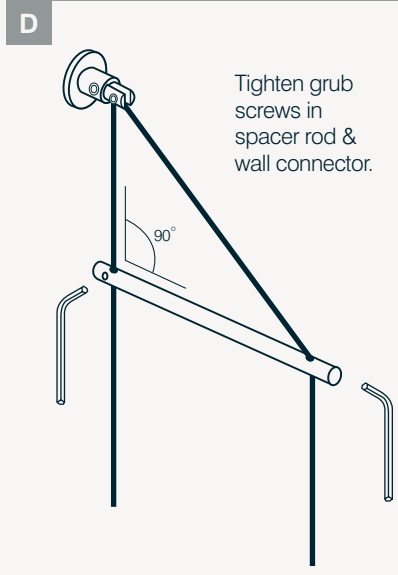
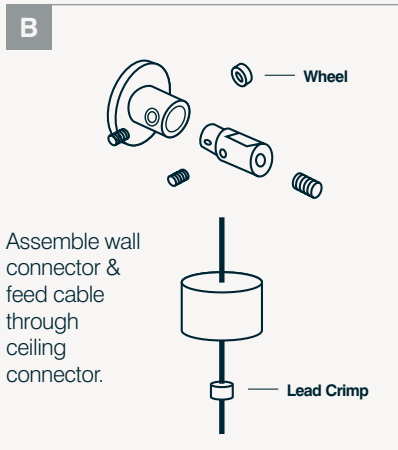
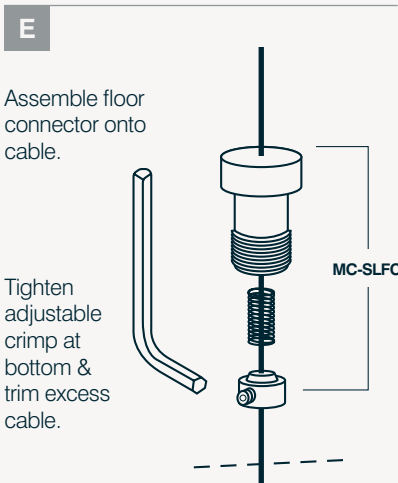
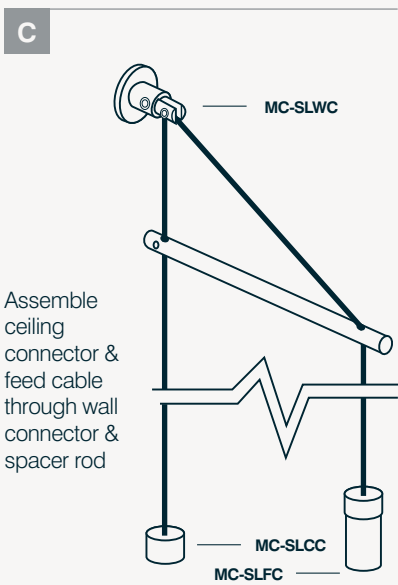
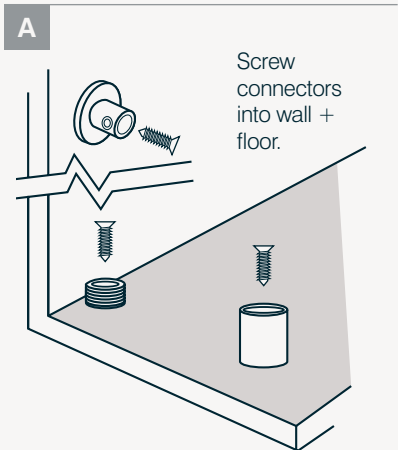
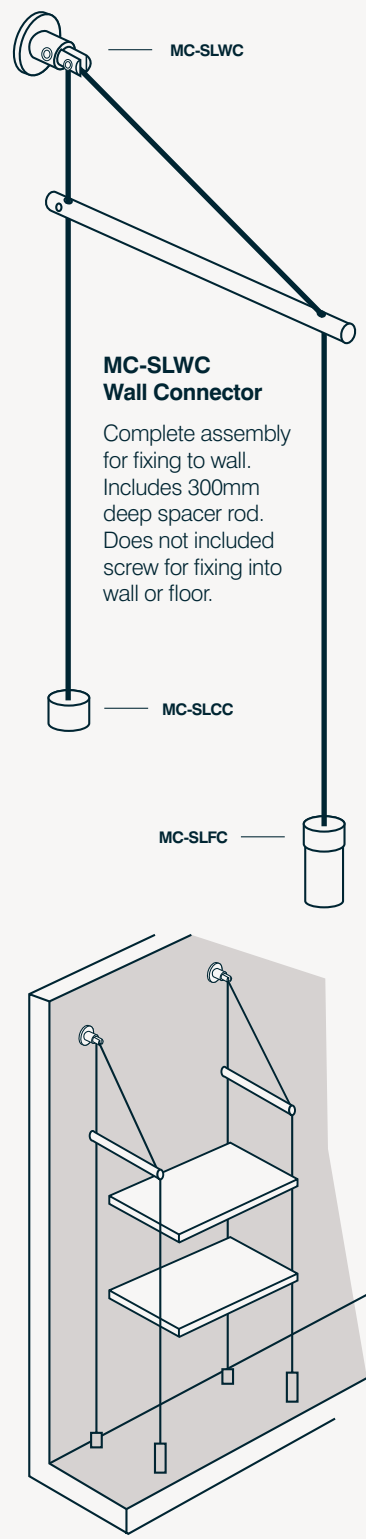
### D Assemble upper wall connector.



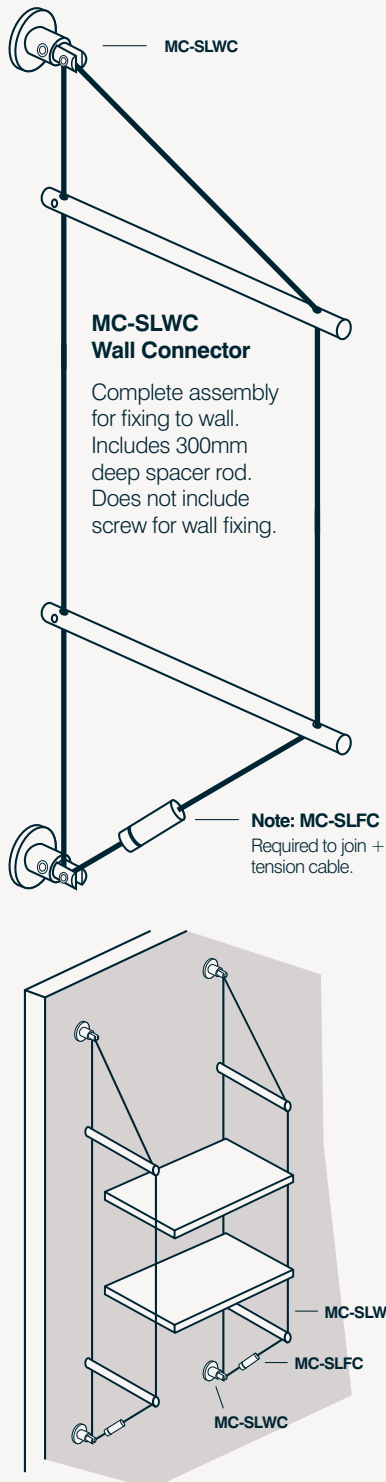
### F Tension cable by rotating lower wall connector.



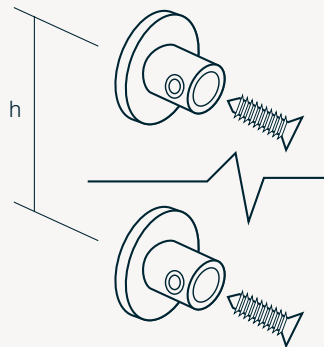
# SPACELINE CABLE WALL TO FLOOR INSTALLATION



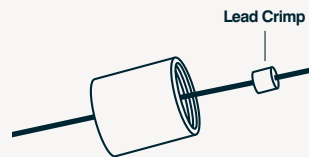
# SPACELINE CABLE WALL TO WALL INSTALLATION



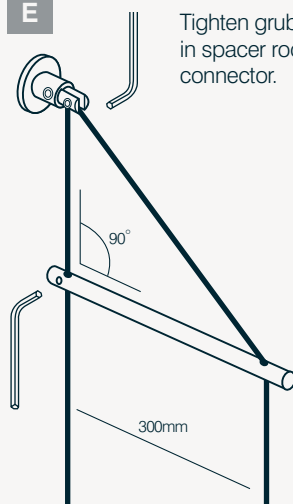
**A** Screw wall connectors into the wall.



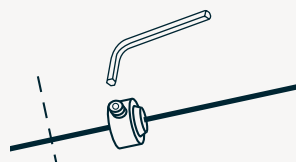
**C** Fit floor connector barrel onto cable.



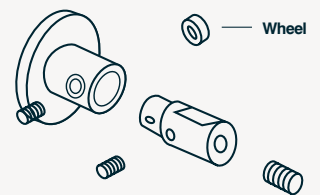
**E** Tighten grub screws in spacer rods & wall connector.



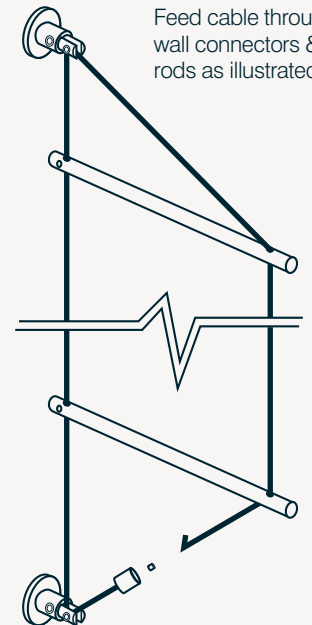
**G** Tighten adjustable crimp at bottom & trim excess cable.



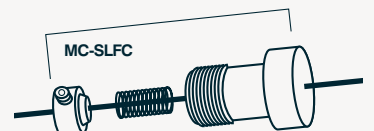
**B** Assemble wall connectors.




**D** Feed cable through wall connectors & rods as illustrated.



**F** Assemble floor connector components onto cable.



**H** Tension cable by rotating floor connector.







---

# SPACELINE ROD SYSTEMS




# SPACELINE ROD SYSTEMS



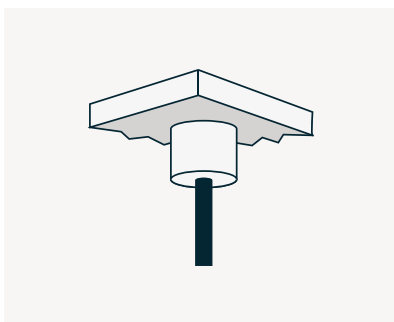
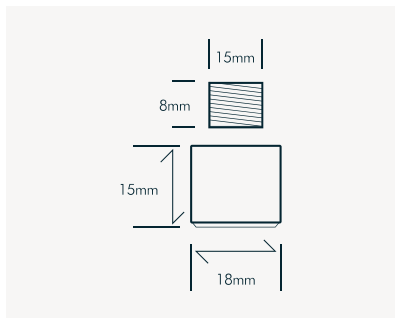
## SUITABLE USES

RETAIL & COMMERCIAL WINDOW AND WALL  
MERCHANDISING, POSTER HANGING,  
SIGN FIXING, BROCHURES, SUSPENDING  
TIMBER, GLASS SHELVES & CABINETS.



# SPACELINE ROD SYSTEMS

## ROD CEILING CONNECTOR

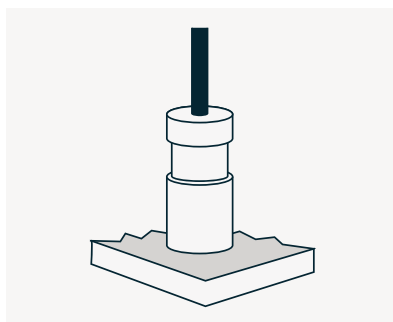
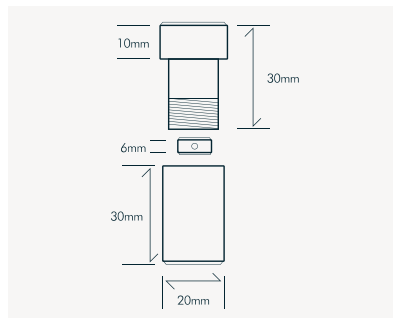


MC-RCC

Rod Ceiling Connector, for fixing rod to ceiling. Does not include screw for fixing.

Brass with Satin Nickel finish.

## ROD FLOOR CONNECTOR





MC-RFC

Rod Floor Connector, for fixing rod to floor. Does not include screw for fixing.

Includes allen key.

Brass with Satin Nickel finish.

## ROD – 500MM



MC-R0500


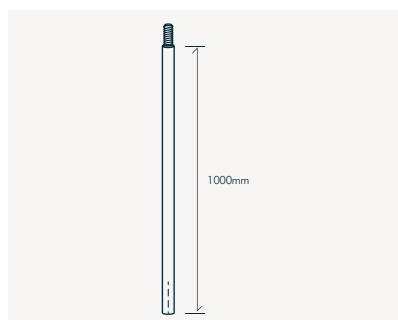
Rod 500mm, for fixing into rod ceiling & floor connectors. 1000mm and 1500mm also available. Screw together to make longer spans.

Stainless Steel finish.



# SPACELINE ROD SYSTEMS

## ROD – 1000MM


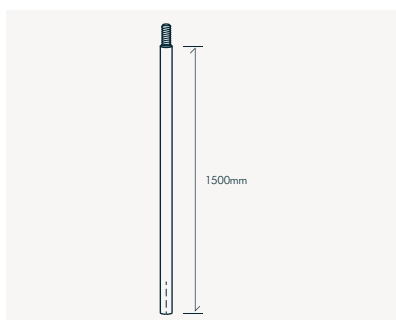


MC-R1000

Rod 1000mm, for fixing into rod ceiling & floor connector. 500mm and 1500mm also available. Screw together to make longer spans.

Stainless Steel finish.

## ROD – 1500MM

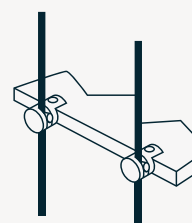
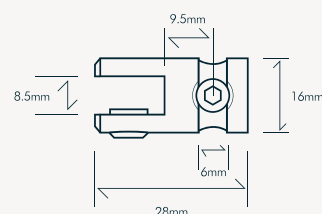


MC-R1500

Rod 1500mm, for fixing into rod ceiling & floor connector. 1000mm and 1500mm also available. Screw together to make longer spans.

Stainless Steel finish.

## ROD SHELF GRIP



MC-RS21

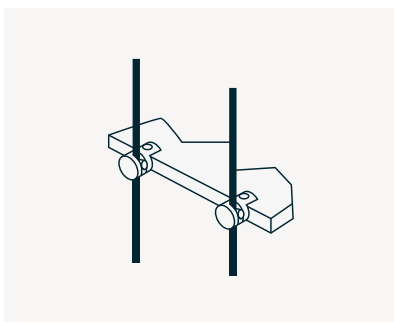
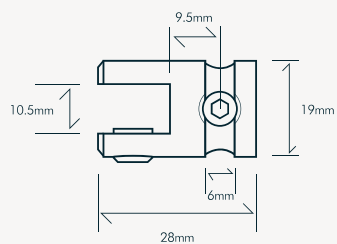
Rod Shelf Grip, for fixing shelves. Recommended shelf thickness: 6mm to 8mm.

Rod spacing: shelf width + 19mm.

Brass with Satin Nickel finish.

# SPACELINE ROD SYSTEMS

## ROD SHELF GRIP LARGE



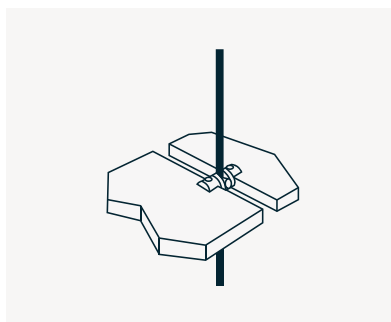
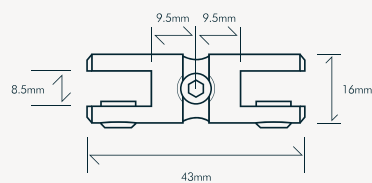
MC-RS22

Rod Shelf Grip Large, for fixing large shelves. Recommended shelf thickness: 6mm to 10mm.

Rod spacing: shelf width + 19mm.

Brass with Satin Nickel finish.

## ROD DOUBLE SHELF GRIP



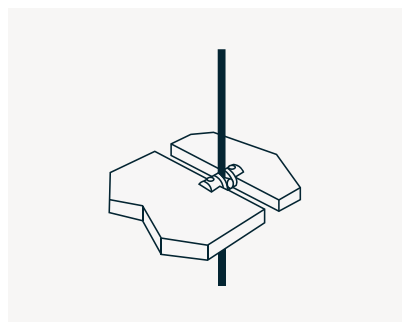
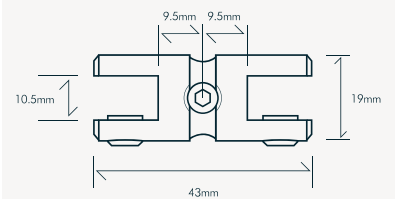
MC-RS31

Rod Double Shelf Grip, for fixing shelves. Recommended shelf thickness: 6mm to 8mm.

Rod spacing: shelf width + 19mm.

Brass with Satin Nickel finish.

## ROD DOUBLE SHELF GRIP LARGE



MC-RS32

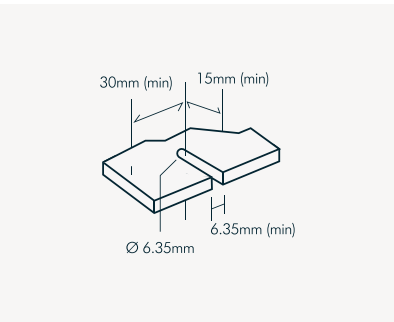
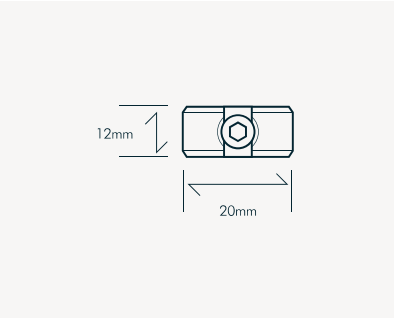
Rod Double Shelf Grip Large, for fixing large shelves. Recommended shelf thickness: 6mm to 10mm.

Rod spacing: shelf width + 19mm.

Brass with Satin Nickel finish.

# SPACELINE ROD SYSTEMS

## ROD SHELF SUPPORT



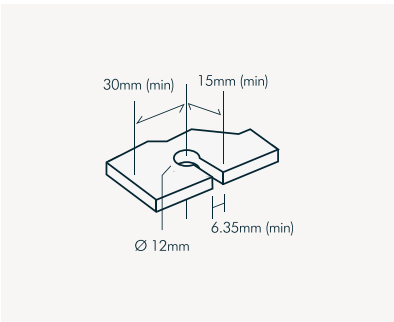
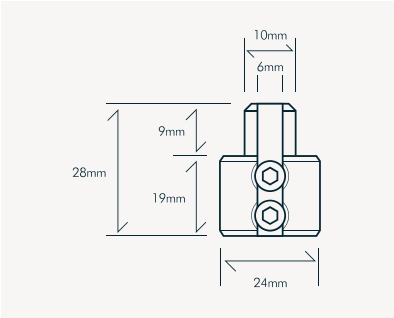
MC-RS11

Rod Shelf Support, for glass 6mm - 10mm thick or other material in any other thickness.

Drill hole Ø 6.35mm.  
Min. slot width 6.35mm.

Brass with Satin Nickel finish.

## ROD SHELF SUPPORT LARGE



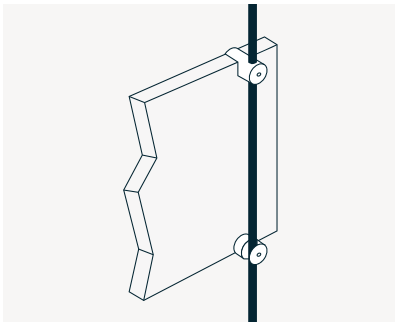
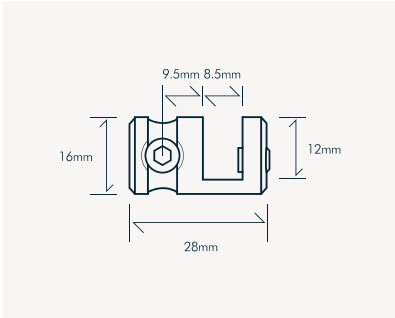
MC-RS12

Rod Shelf Support Large. Recommended shelf thickness: 10mm - 12mm.

Drill hole Ø 12mm.  
Min. slot width 6.35mm.

Brass with Satin Nickel finish.

## ROD PANEL GRIP



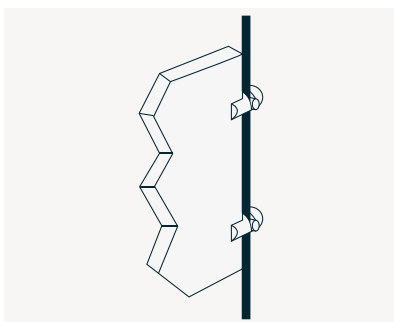
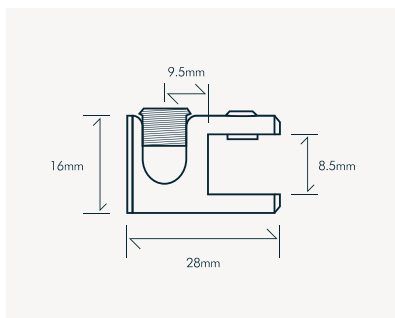
MC-RS61

Rod Panel Grip, for fixing panels top and bottom. Recommended panel thickness: 3mm to 8mm.

Brass with Satin Nickel finish.

# SPACELINE ROD SYSTEMS

## ROD PANEL GRIP



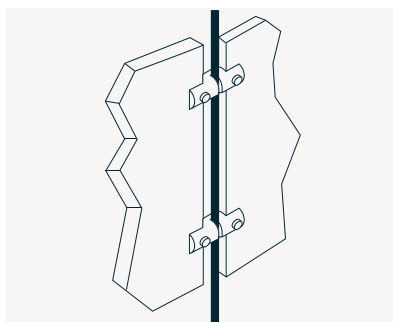
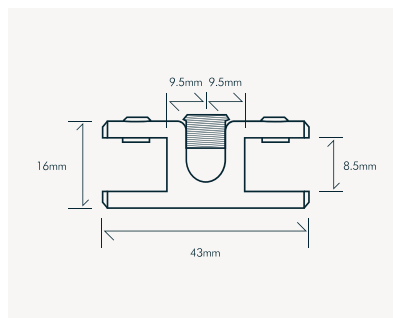
MC-RS41

Rod Panel Grip, for fixing panels.  
Recommended panel thickness:  
3mm to 8mm.

Rod spacing panel width + 19mm.

Brass with Satin Nickel finish.

## ROD DOUBLE PANEL GRIP



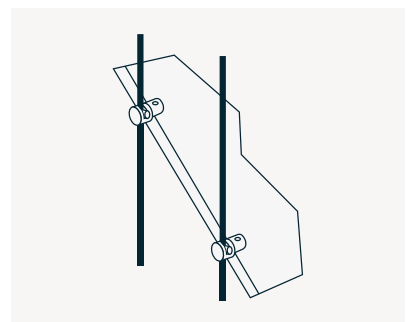
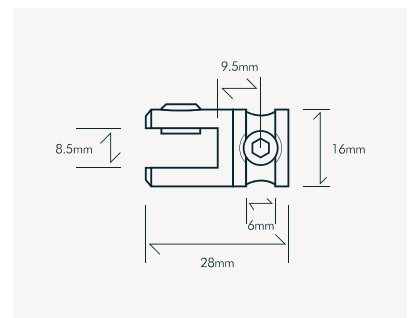
MC-RS51

Rod Double Panel Grip, for fixing two  
panels either side of rod. Recommended  
panel thickness: 3mm to 8mm.

Rod spacing: shelf width + 19mm.

Brass with Satin Nickel finish.

## ROD PIVOTING GRIP



MC-RPSS21

Rod Pivoting Grip, for fixing panels or  
shelves. Recommended shelf thickness:  
6mm to 8mm.

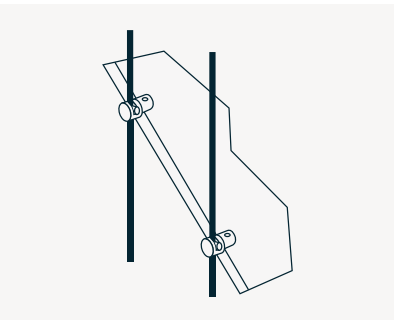
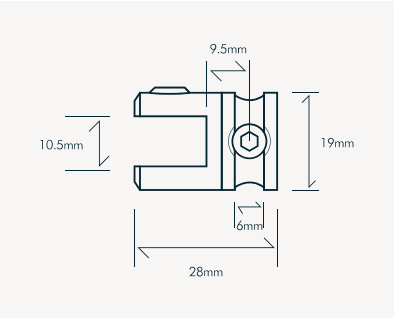
Rod spacing: shelf width + 19mm.

Brass with Satin Nickel finish.



# SPACELINE ROD SYSTEMS

## ROD PIVOTING GRIP LARGE



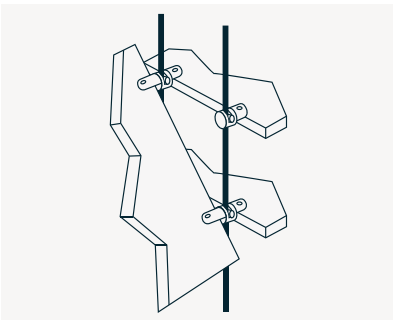
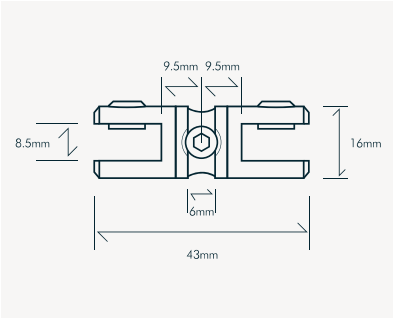
MC-RPSL22

Rod Pivoting Grip Large, for fixing panels or shelves. Recommended shelf thickness: 6mm to 10mm.

Rod spacing: shelf/panel width + 19mm.

Brass with Satin Nickel finish.

## ROD DOUBLE PIVOTING GRIP



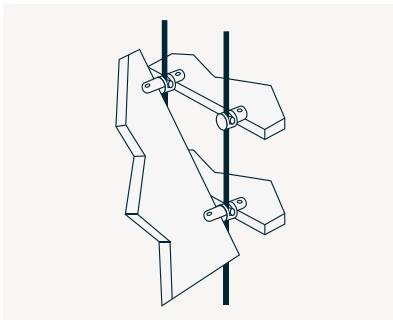
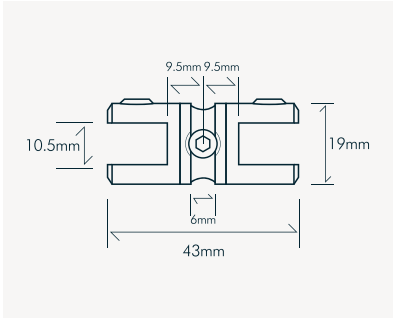
MC-RPDS31

Rod Double Pivoting Grip, for fixing panels or shelves. Recommended shelf / panel thickness: 6mm to 8mm.

Recommended max. rod spacing: shelf/panel width + 19mm.

Brass with Satin Nickel finish.

## ROD DOUBLE PIVOTING GRIP LARGE



MC-RPDL32

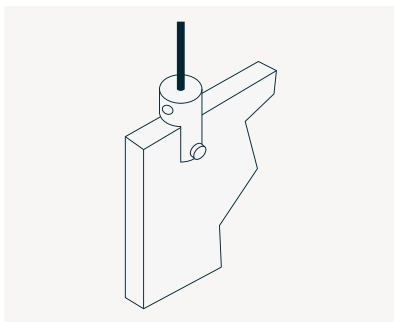
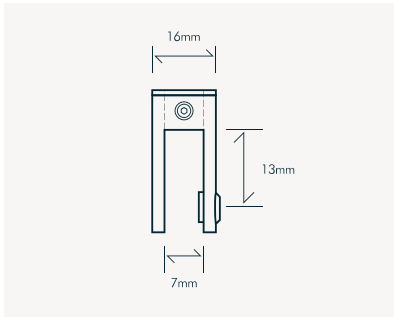
Rod Double Pivoting Grip Large, for fixing panels or shelves. Recommended shelf / panel thickness: 6mm to 10mm.

Recommended max rod spacing shelf / panel width + 19mm.

Brass with Satin Nickel finish.

# SPACELINE ROD SYSTEMS

## ROD VERTICAL GRIP

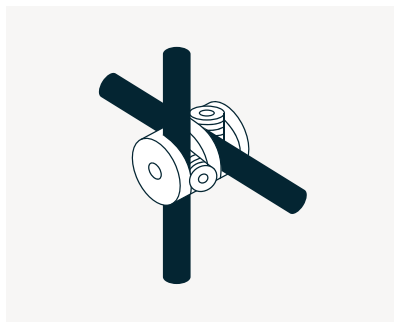
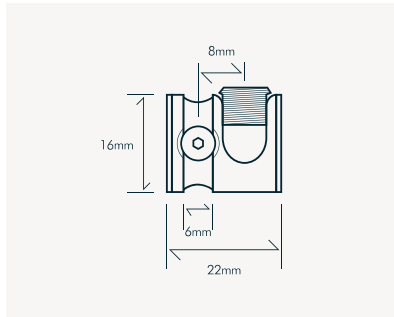


MC-RH11

Rod Vertical Grip, for secure fixing.  
Use a 7mm diameter hole 13mm from  
panel edge. Recommended panel  
thickness 3mm to 6mm.

Brass with Satin Nickel finish.

## ROD X CONNECTOR

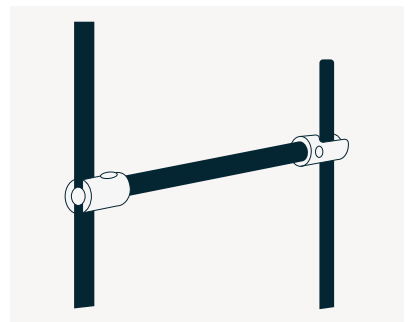
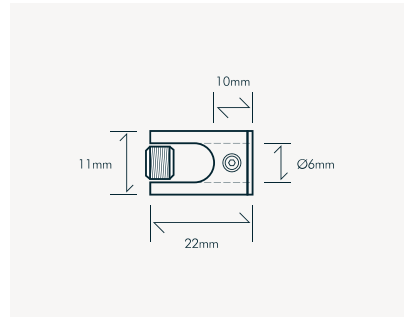


MC-RX1

Rod X Connector. Enables horizontal  
lengths to be attached to vertical rod drops.

Brass with Satin Nickel finish.

## ROD CROSS CONNECTOR



MC-RX2

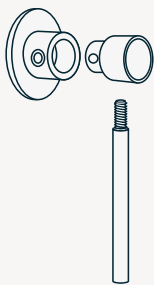
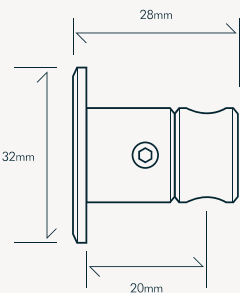
Rod Cross Connector. Enables rod  
horizontal lengths to be attached between  
vertical rod drops.

Max recommended horizontal span  
500mm between vertical drops.

Brass with Satin Nickel finish.

# SPACELINE ROD SYSTEMS


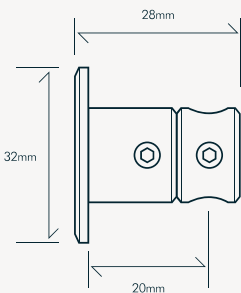
## ROD UPPER WALL MOUNT



MC-RWMT

Rod Upper Wall Mount Bracket, for fixing rod to upper wall.  
  
Brass with Satin Nickel finish.

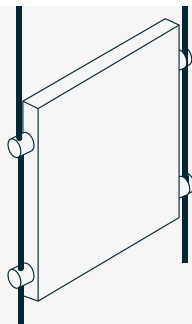
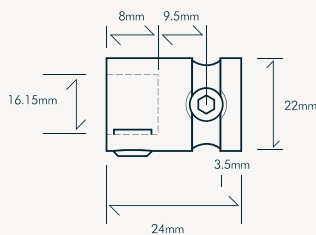
## ROD LOWER WALL MOUNT BRACKET



MC-RWMB

Rod Lower Wall Mount Bracket for fixing rod to lower wall. Can also be used horizontally.  
  
Maximum recommended horizontal span: 500mm between wall mounts.  
  
Brass with Satin Nickel finish.

## ROD ADAPTOR

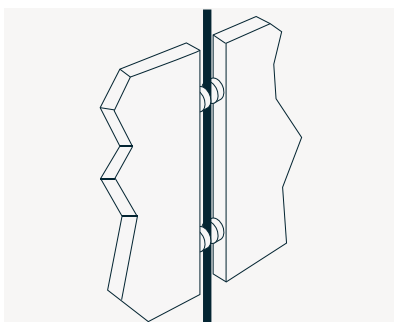
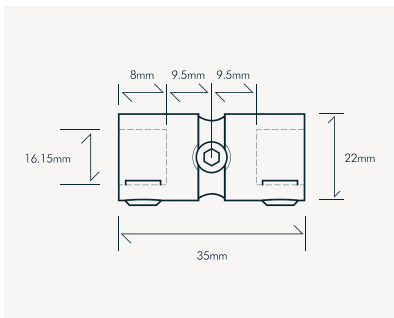


MC-RR11

Rod Adaptor. Used in combination with MC-RR31 to hold panels or hangrails.  
  
Rod spacing: panel width + 35mm.  
Size of hangrail: Ø 6mm.  
  
Brass with Satin Nickel finish.

# SPACELINE ROD SYSTEMS

## ROD DOUBLE ADAPTOR



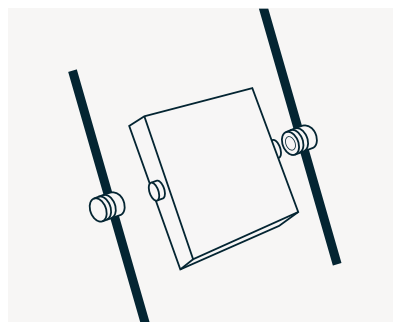
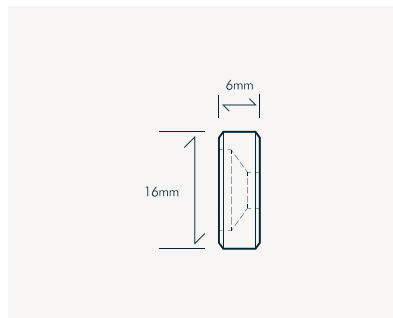
MC-RR21

Rod Double Adaptor. Used in conjunction with MC-RR31 to hold panels or hangrails.

Rod spacing: panel width + 35mm.  
Size of hangrail: Ø 16mm.  
Panel thickness: unlimited.

Brass with Satin Nickel finish.

## ROD ADAPTOR RING



MC-RR31

Rod Adaptor Ring allows fixing to timber shelf or panel. To be used in conjunction with MC-RR11 or MC-RR21.

Brass with Satin Nickel finish.

## ROD SPECTACLE HOLDER



MC-RSH

Rod Spectacle Holder, snap fits directly into rod.

Overall Width 84mm.  
Internal channel width 11mm.

Clear Plastic finish.



---

# SPACELINE ROD SYSTEMS

## ROD SPECTACLE MOUNT



---

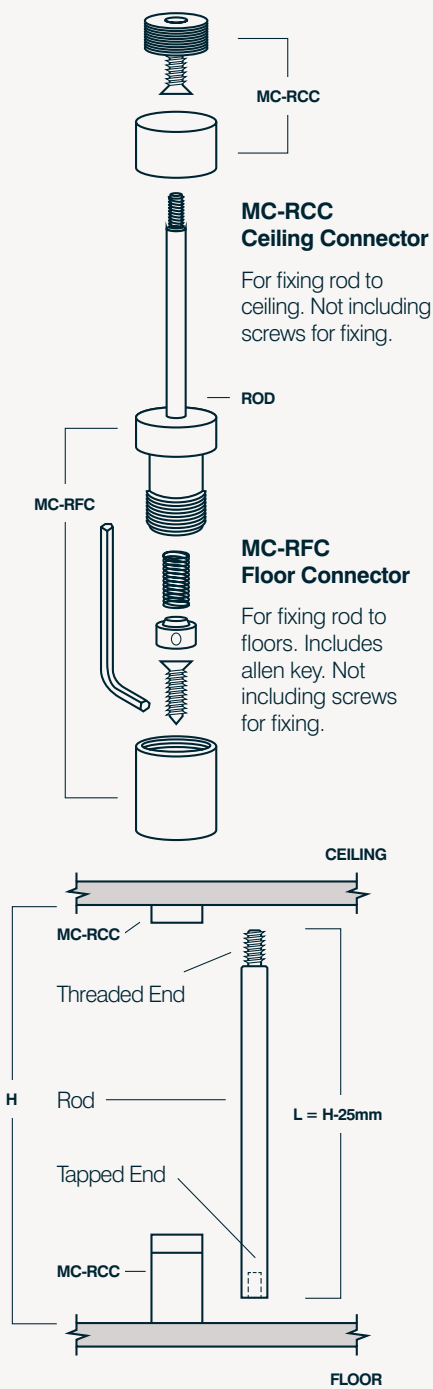
MC-RGS

---

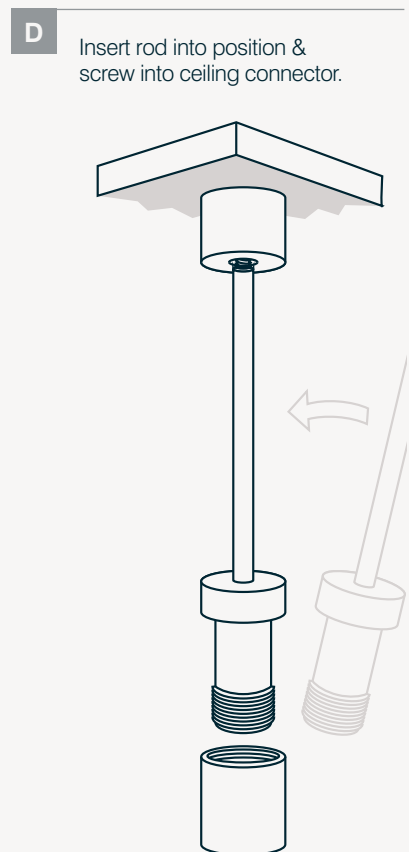
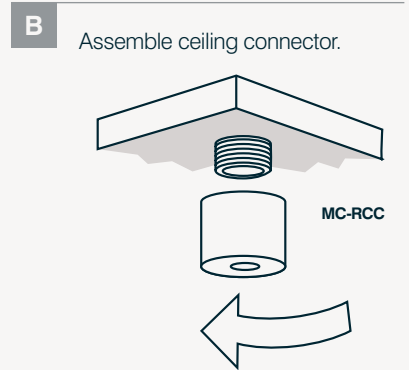
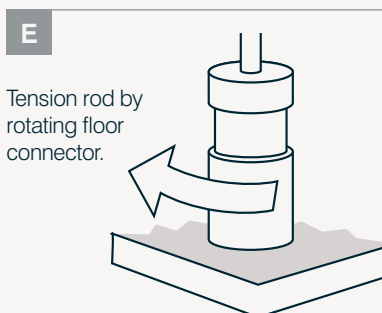
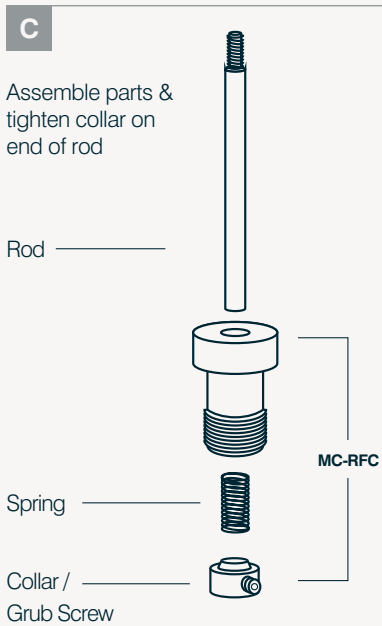
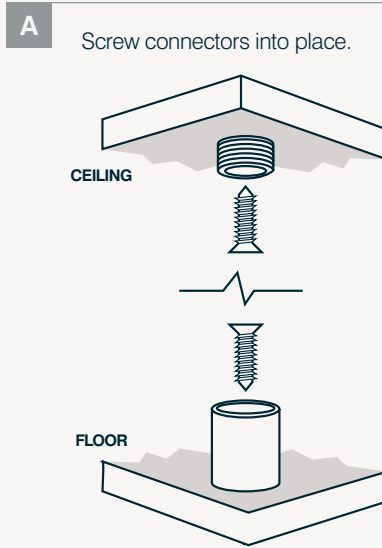
Rod Spectacle Mount attaches to rod to create optical displays. The rod spectacle holder allows merchandising of glasses with the arms open.

Chrome finish.

# SPACELINE ROD SYSTEM INSTALLATION

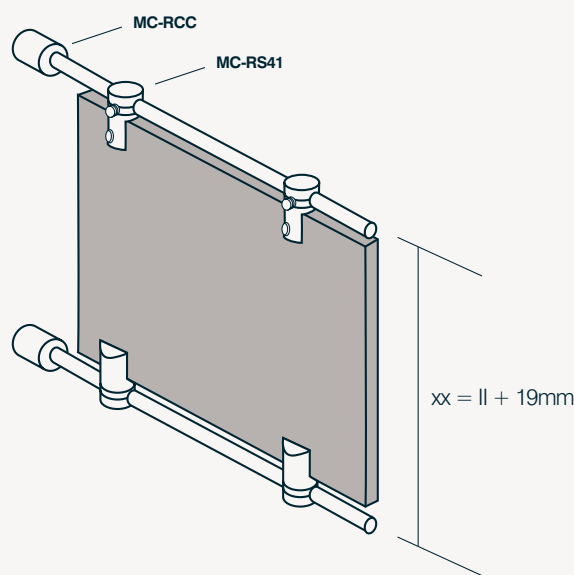


Rod is to be supplied only in uncut lengths of 500m, 1000mm + 1500mm long. All rod lengths have a threaded section at the top + a tapped section at the bottom. Rod can be cut to size onsite using a hacksaw but must be trimmed off the lowest tapped end.



# SPACELINE ROD SYSTEM INSTALLATION

## WALL SIGN MOUNT



**A** Screw connectors into place.

Diagram A shows a side view of a wall with two circular connectors being screwed into it. A dimension line indicates the distance between the connectors is  $xx$ .

**B** Assemble ceiling connector.

Diagram B shows a side view of a wall with two circular connectors. One connector is labeled MC-RCC. A rod is shown being inserted into the top connector.

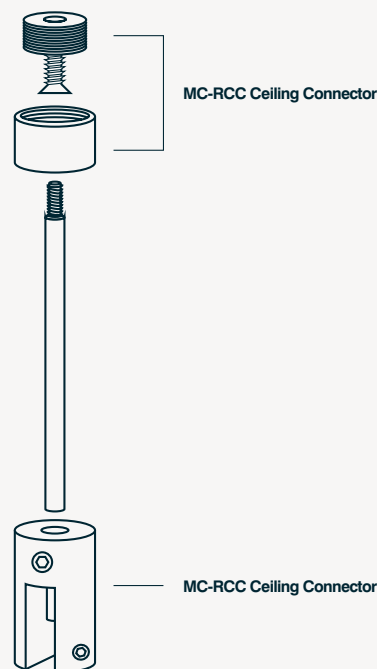
**C** Screw rods into ceiling connectors.

Diagram C shows a side view of a wall with two circular connectors. Two rods are shown being inserted into the connectors.

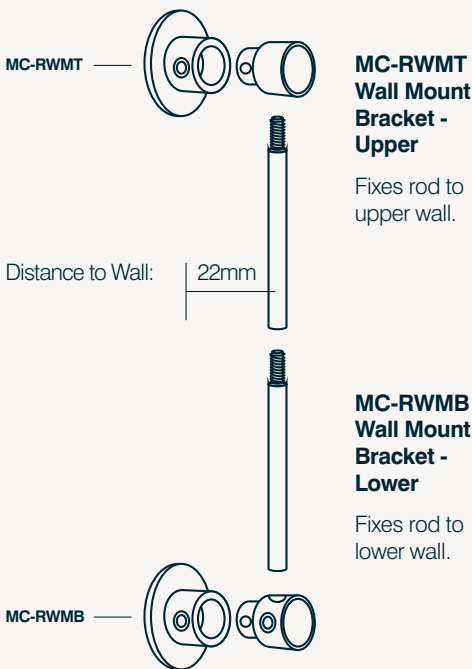
**D** Assemble panel grips & panel.

Diagram D shows a side view of a wall with two circular connectors and two rods. A panel is shown being attached to the rods using grips.

## SIGN HANGING



## WALL MOUNT





# NOTES


20 horizontal lines for writing notes.





---

# STAND-OFF DISPLAYS





# STAND-OFF DISPLAYS



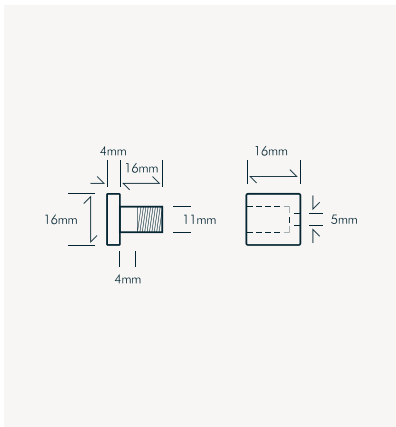
## SUITABLE USES

RETAIL & COMMERCIAL SIGNAGE PANELS,  
BROCHURE HOLDERS, TICKETING,  
ARTWORK, GRAPHIC DISPLAY IMAGES,  
ACRYLIC, GLASS AND ALUMINIUM PANELS.



# STAND-OFF DISPLAYS

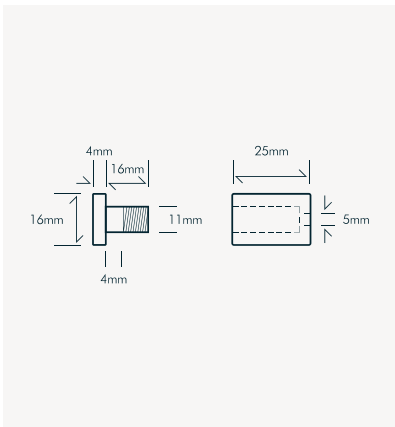
## STAND OFF Ø16MM X 16MM DEEP



MK-SOH1616

Slimline Ø 16mm Stand Off.  
Mounts panels, ticket holders or brochure holders 16mm from wall. Requires Ø12mm holes in item to secure to the wall.  
Panel thickness: 3mm to 12mm.  
Mild Steel with Satin Nickel finish.

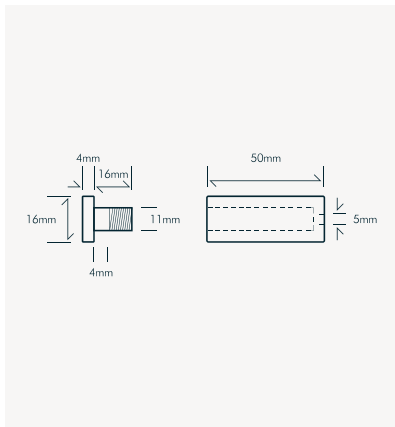
## STAND OFF Ø16MM X 25MM DEEP



MK-SOH1625

Slimline Ø 16mm Stand Off.  
Mounts panels, ticket holders or brochure holders 25mm from wall. Requires Ø12mm holes in item to secure to the wall.  
Panel thickness: 3mm to 12mm.  
Mild Steel with Satin Nickel finish.

## STAND OFF Ø16MM X 50MM DEEP



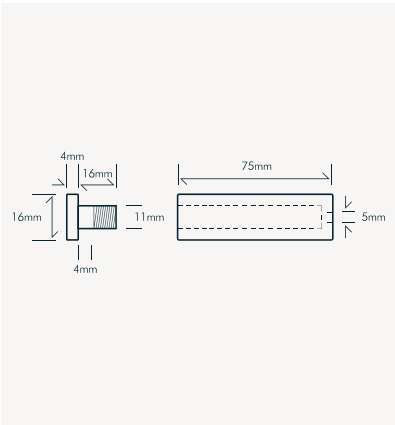
MK-SOH1650

Slimline Ø 16mm Stand Off.  
Mounts panels, ticket holders or brochure holders 50mm from wall. Requires Ø12mm holes in item to secure to the wall.  
Panel thickness: 3mm to 12mm.  
Mild Steel with Satin Nickel finish.



# STAND-OFF DISPLAYS

## STAND OFF Ø16MM X 75MM DEEP



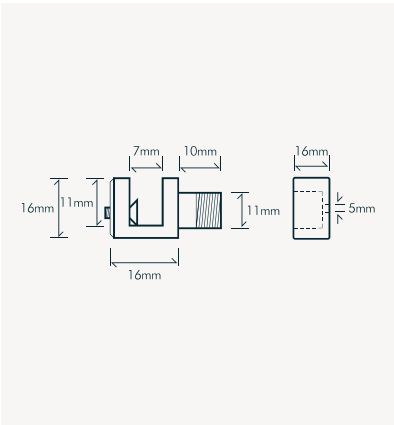
MK-SOH1675

Slimline Ø 16mm Stand Off.  
Mounts panels, ticket holders or brochure holders 16mm from wall. Requires Ø12mm holes in item to secure to the wall.

Panel thickness: 3mm to 12mm.

Mild Steel with Satin Nickel finish.

## EDGE MOUNT Ø16MM X 16MM DEEP



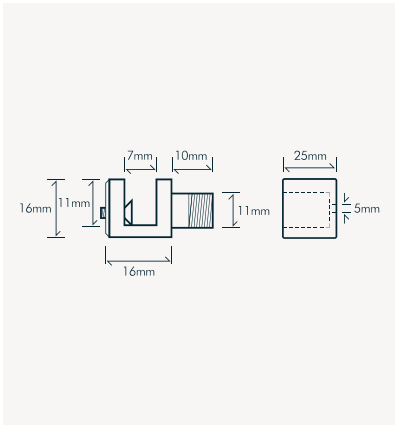
MK-SOG1616

Slimline Ø 16mm Stand Off – Edgemount.  
Mounts glass panels, ticket holders or brochure holders 16mm from wall without drilling holes in panels.

Panel thickness: 3mm to 6mm.

Mild Steel with Satin Nickel finish.

## EDGE MOUNT Ø16MM X 25MM DEEP



MK-SOG1625

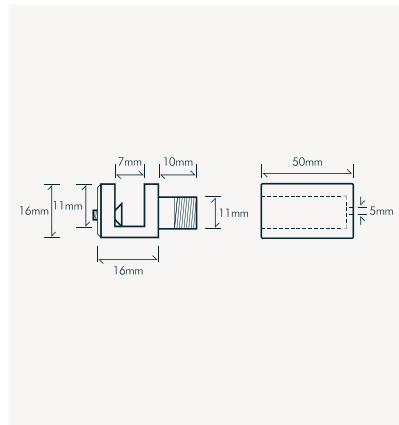
Slimline Ø 16mm Stand Off – Edgemount.  
Mounts glass panels, ticket holders or brochure holders 25mm from wall without drilling holes in panels.

Panel thickness: 3mm to 6mm.

Mild Steel with Satin Nickel finish.

# STAND-OFF DISPLAYS

## EDGE MOUNT Ø16MM X 50MM DEEP



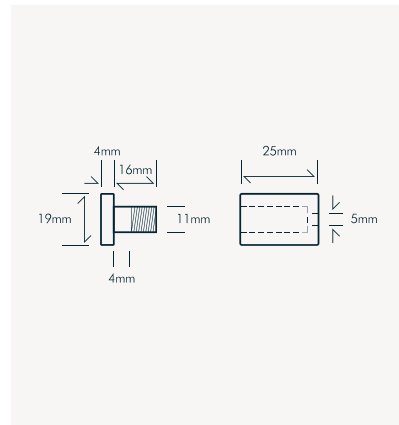
MK-SOG1650

Slimline Ø 16mm Stand Off – Edgemount. Mounts glass panels, ticket holders or brochure holders 50mm from wall without drilling holes in panels.

Panel thickness: 3mm to 6mm.

Mild Steel with Satin Nickel finish.

## STAND OFF Ø19MM X 25MM DEEP



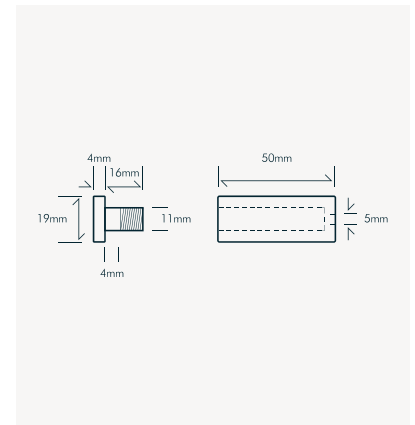
MK-SOH1925

Heavy Duty Ø 19mm Stand Off. Mounts panels, ticket holders or brochure holders 25mm from wall. Requires Ø12mm holes in item to secure to the wall.

Panel thickness: 3mm to 12mm.

Mild Steel with Satin Nickel finish.

## STAND OFF Ø19MM X 50MM DEEP



MK-SOH1950

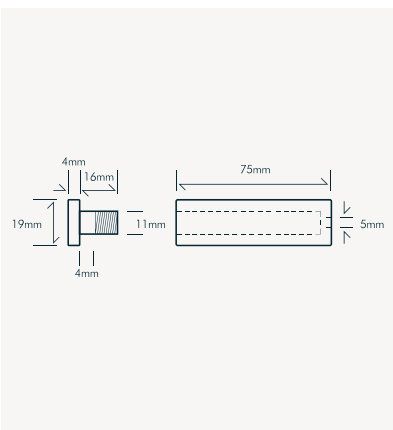
Heavy Duty Ø 19mm Stand Off. Mounts panels, ticket holders or brochure holders 50mm from wall. Requires Ø 12mm holes in item to secure to the wall.

Panel thickness: 3mm to 12mm.

Mild Steel with Satin Nickel finish.

# STAND-OFF DISPLAYS

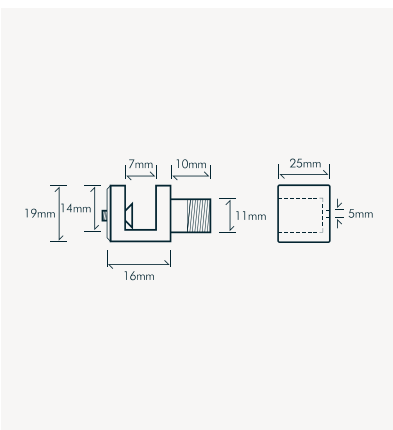
## STAND OFF Ø19MM X 75MM DEEP



MK-SOH1975

Heavy Duty Ø 19mm Stand Off.  
Mounts panels, ticket holders or brochure holders 75mm from wall. Requires Ø12mm holes in item to secure to the wall.  
Panel thickness: 3mm to 12mm.  
Mild Steel with Satin Nickel finish.

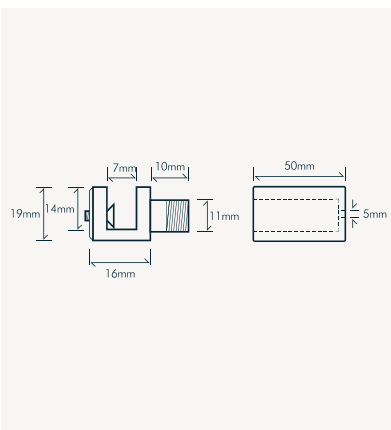
## EDGE MOUNT Ø19MM X 25MM DEEP



MK-SOG1925

Heavy Duty Ø 19mm Stand Off – Edgemount. Mounts glass panels, ticket holders or brochure holders 25mm from wall without drilling holes in panels.  
Panel thickness: 3mm to 6mm.  
Mild Steel with Satin Nickel finish.

## EDGE MOUNT Ø19MM X 50MM DEEP

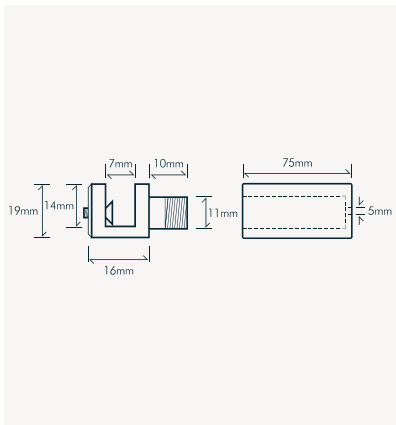


MK-SOG1950

Heavy Duty Ø 19mm Stand Off – Edgemount. Mounts glass panels, ticket holders or brochure holders 50mm from wall without drilling holes in panels.  
Panel thickness: 3mm to 6mm.  
Mild Steel with Satin Nickel finish.

# STAND-OFF DISPLAYS

## EDGE MOUNT Ø19MM X 75MM DEEP



MK-SOG1975

Heavy Duty Ø 19mm Stand Off –  
Edgemount. Mounts glass panels, ticket  
holders or brochure holders 75mm from  
wall without drilling holes in panels.

Panel thickness: 3mm to 6mm.

Mild Steel with Satin Nickel finish.







# NOTES

Handwriting practice lines consisting of alternating light gray and white horizontal bands.



# ACRYLIC DISPLAYS





---

# ACRYLIC DISPLAYS



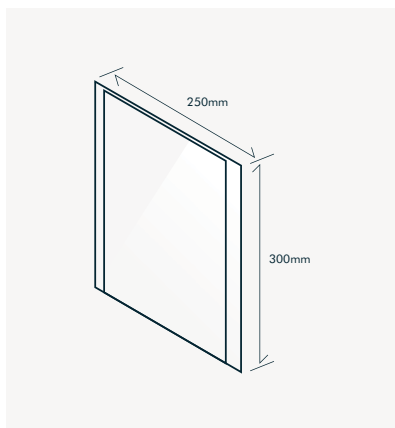
## SUITABLE USES

RETAIL & COMMERCIAL WINDOW AND WALL PRESENTATIONS. PROMOTIONAL SIGNAGE, REAL ESTATE, ARTWORK, POSTER HANGING AND BROCHURE DISPLAY.



# ACRYLIC DISPLAYS

## A4 PORTRAIT TICKET HOLDER



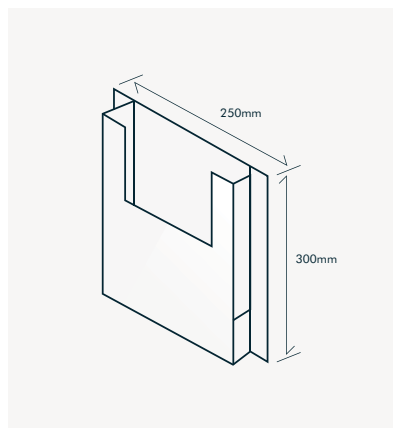
MC-ACR1A4PTH

Use with Spaceline Cable, Rod or Stand Offs. Suits Spaceline centres of 270mm.

3mm Clear Acrylic.

Overall Acrylic size:  
250mm W x 300mm H.

## A4 PORTRAIT BROCHURE HOLDER



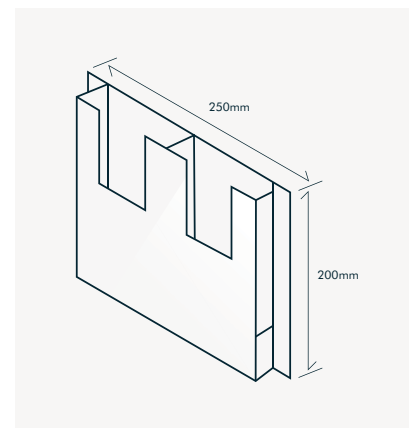
MC-ACR1A4BH

Use with Spaceline Cable, Rod or Stand Offs. Suits Spaceline centres of 270mm.

3mm Clear Acrylic.

Overall Acrylic size:  
250mm W x 300mm H x 33mm D.

## DOUBLE DL BROCHURE HOLDER



MC-ACR2DLBH

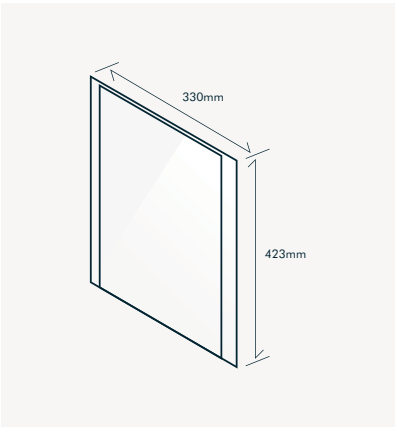
Use with Spaceline Cable, Rod or Stand Offs. Suits Spaceline centres of 270mm.

3mm Clear Acrylic.

Overall Acrylic size:  
250mm W x 200mm H x 33mm D.

ACRYLIC  
DISPLAYS

A3 PORTRAIT  
TICKET HOLDER



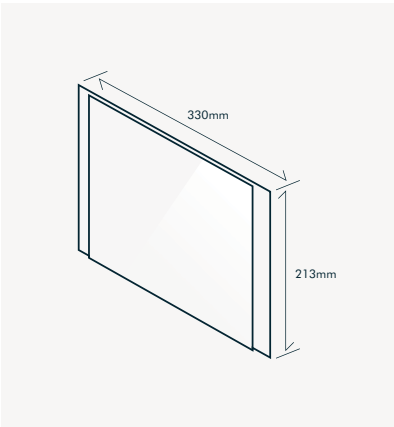

MC-ACR1A3PTH

Use with Spaceline Cable, Rod or Stand Offs. Suits Spaceline centres of 350mm.

3mm Clear Acrylic.

Overall Acrylic size:  
330mm W x 423mm H.

A4 LANDSCAPE  
TICKET HOLDER



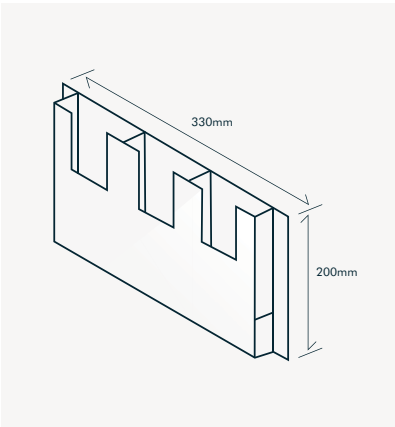
MC-ACR1A4LTH

Use with Spaceline Cable, Rod or Stand Offs. Suits Spaceline centres of 350mm.

3mm Clear Acrylic.

Overall Acrylic size:  
330mm W x 213mm H.

TRIPLE DL  
BROCHURE HOLDER



MC-ACR3DLBH

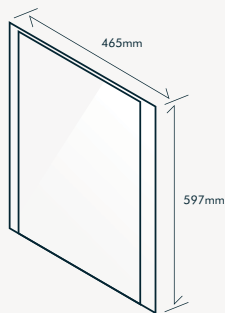
Use with Spaceline Cable, Rod or Stand Offs. Suits Spaceline centres of 350mm.

3mm Clear Acrylic.

Overall Acrylic size:  
330mm W x 200mm H x 33mm D.

# ACRYLIC DISPLAYS

## A2 PORTRAIT TICKET HOLDER



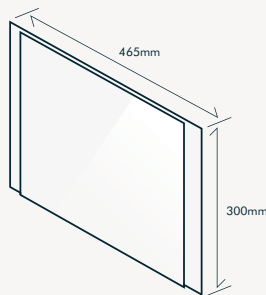
MC-ACR1A2PTH

Use with Spaceline Cable, Rod or Stand Offs. Suits Spaceline centres of 485mm.

3mm Clear Acrylic.

Overall Acrylic size:  
465mm W x 597mm H.

## A3 LANDSCAPE TICKET HOLDER



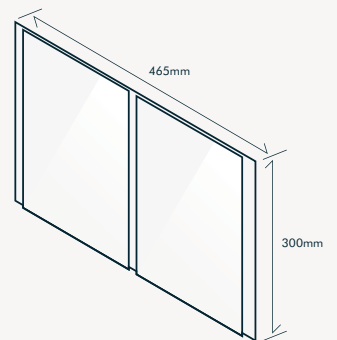
MC-ACR1A3LTH

Use with Spaceline Cable, Rod or Stand Offs. Suits Spaceline centres of 485mm.

3mm Clear Acrylic.

Overall Acrylic size:  
465mm W x 300mm H.

## DOUBLE A4 PORTRAIT TICKET HOLDER



MC-ACR2A4PTH

Use with Spaceline Cable, Rod or Stand Offs. Suits Spaceline centres of 485mm.

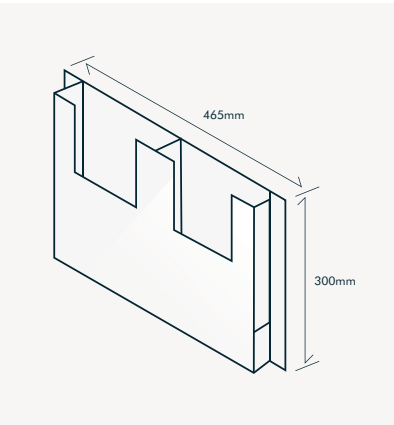
3mm Clear Acrylic.

Overall Acrylic size:  
465mm W x 300mm H.



# ACRYLIC DISPLAYS

## DOUBLE A4 BROCHURE HOLDER



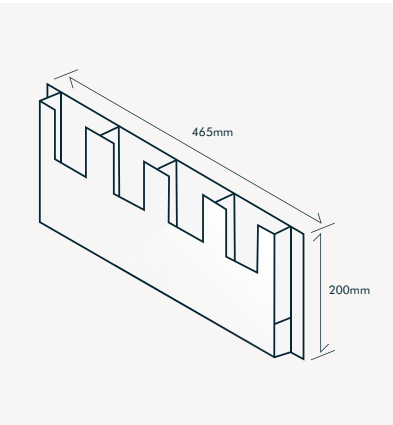
MC-ACR2A4BH

Use with Spaceline Cable, Rod or Stand Offs. Suits Spaceline centres of 485mm.

3mm Clear Acrylic.

Overall Acrylic size:  
465mm W x 300mm H x 33mm D.

## QUAD DL BROCHURE HOLDER



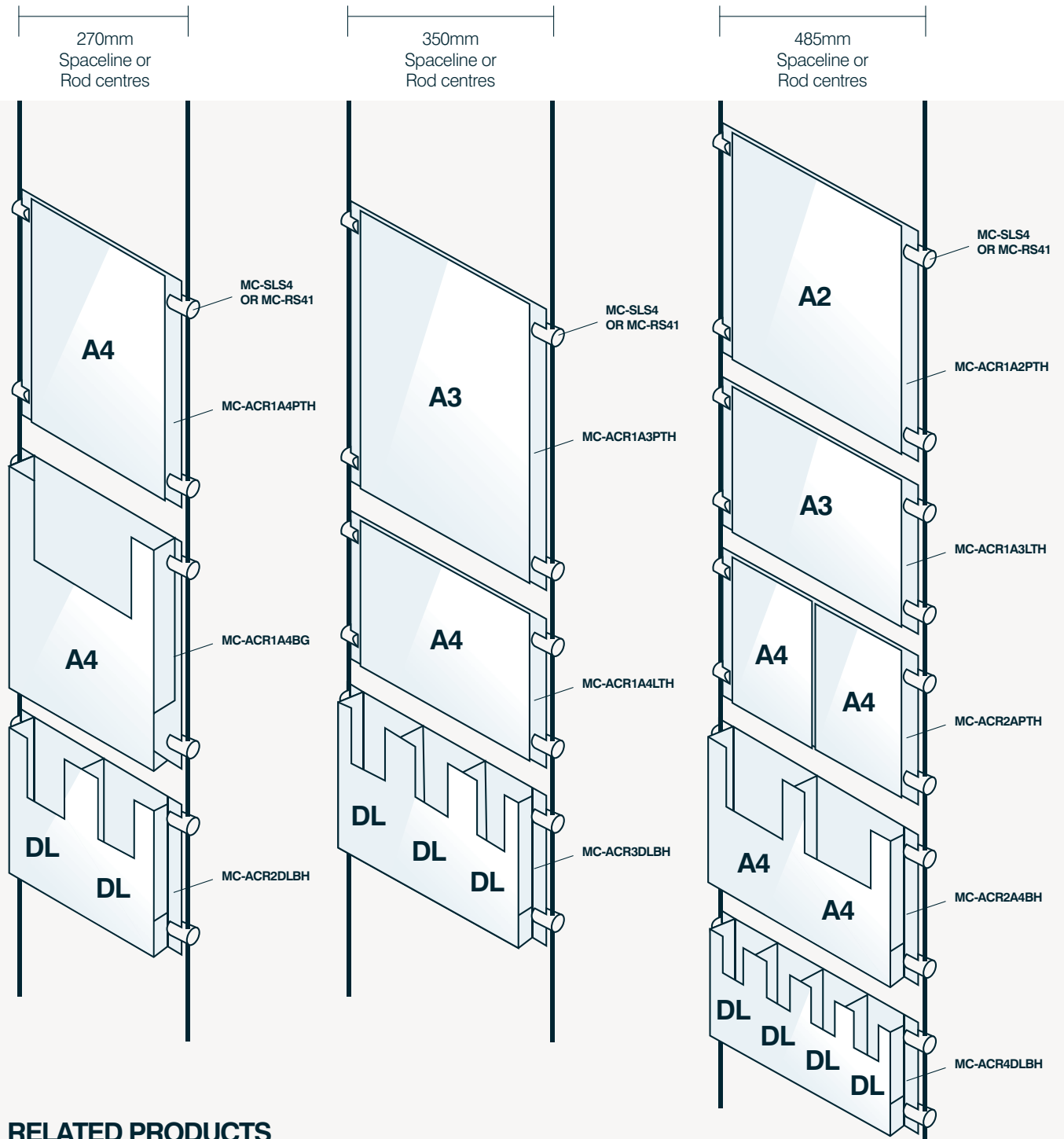
MC-ACR4DLBH

Use with Spaceline Cable, Rod or Stand Offs. Suits Spaceline centres of 485mm.

3mm Clear Acrylic.

Overall Acrylic size:  
465mm W x 200mm H x 33mm D.

# ACRYLIC DISPLAYS



## RELATED PRODUCTS







# NOTES

Notes area with horizontal lines for writing.





# 60MM PITCH WALL SYSTEM





## 60MM PITCH WALL SYSTEM



### SUITABLE USES

FASHION APPAREL, GENERAL PRODUCT  
MERCHANDISING, HOMEWARES AND  
ACCESSORIES, SPORTING GOODS AND  
HOME INTERIORS.



# 60MM PITCH WALL SYSTEM

## WALL POST – WHITE



MK-AU016WMW

Slotted Wall Posts in 60mm pitch.  
Mounts to walls to create bays for merchandising. Various accessory options are available.

White Powder Coat finish.

Post size:  
3000mm H x 30mm W x 30mm D.

## WALL POST – BLACK



MK-AU016WMB

Slotted Wall Posts in 60mm pitch.  
Mounts to walls to create bays for merchandising. Various accessory options are available.

Black Powder Coat finish.

Post size:  
3000mm H x 30mm W x 30mm D.

## WALL POST – STAINLESS STEEL



MK-AU016WMSS

Slotted Wall Posts in 60mm pitch.  
Mounts to walls to create bays for merchandising. Various accessory options are available.

Stainless Steel finish.

Post size:  
3000mm H x 30mm W x 30mm D.

FRONT

REAR

60MM PITCH  
SLOT

REAR FIXING  
HOLES

3000mm

ADJUSTABLE  
FOOT



# 60MM PITCH WALL SYSTEM

## SIDE HANG RAIL – 600MM



MK-3GSL033SC

For side hanging apparel.  
Fits into 60mm pitch Wall Posts  
positioned at 600mm centres.  
Satin Chrome finish.

Size: 600mm W x 288mm D.

## SIDE HANG RAIL – 1200MM



MK-3GSL029SC

For side hanging apparel.  
Fits into 60mm pitch Wall Posts  
positioned at 1200mm centres.  
Satin Chrome finish.

Size: 1200mm W x 288mm D.

## FRONT HANG RAIL – 600MM



MK-3GSL032SC

Back bar fits into 60mm pitch Wall Posts  
positioned at 600mm centres.  
Use with Forward Face Arm and  
Stepped Arm for front hanging, or  
Prong Hooks for hang sell displays.  
Satin Chrome finish.

Size: 600mm W x 40mm D.

# 60MM PITCH WALL SYSTEM

## FRONT HANG RAIL – 1200MM



MK-3GSL028SC

Back bar fits into 60mm pitch Wall Posts positioned at 1200mm centres.

Use with Forward Face Arm and Stepped Arm for front hanging, or Prong Hooks for hang sell displays.

Satin Chrome finish.

Size: 1200mm W x 40mm D.

## FORWARD FACE ARM – 200MM




MK-3GSL007SC

Sits over Front Hang Rail to create forward faced hanging of merchandise.

Satin Chrome finish.

Size: 200mm L.

## FORWARD FACE ARM – 350MM



MK-3GSL006SC

Sits over Front Hang Rail to create forward faced hanging of merchandise.

Satin Chrome finish.

Size: 350mm L.

60MM PITCH  
WALL SYSTEM

STEPPED ARM  
– 350MM




MK-3GSL012SC

Sits over Front Hang Rail to create forward  
faced hanging of merchandise on 2 levels.  
Satin Chrome finish.

Size: 350mm L.

PRONG HOOK  
– 100MM




MK-3GSL008SC

Use with Front Hang Rail for hang sell of  
smaller accessory items.  
Satin Chrome finish.

Size: 100mm L.

PRONG HOOK  
– 200MM



MK-3GSL009SC

Use with Front Hang Rail for hang sell of  
smaller accessory items.  
Satin Chrome finish.

Size: 200mm L.

# 60MM PITCH WALL SYSTEM

## SHELF BRACKET SET – 300MM



MK-3GSB101SC

Fits into 60mm pitch Wall Posts for shelving displays. Suits 300mm deep timber shelf with thickness of 18-25mm.

Screws included. Timber shelf not included.  
Sold in pairs.

Satin Chrome finish.

Size: 300mm D x 25mm H.

## SHELF BRACKET SET – 400MM



MK-3GSB102SC

Fits into 60mm pitch Wall Posts for shelving displays. Suits 400mm deep timber shelf with thickness of 18-25mm.

Screws included. Timber shelf not included.  
Sold in pairs.

Satin Chrome finish.

Size: 400mm D x 25mm H.



---

# 60MM PITCH WALL SYSTEM

## WALL BAY LAYOUT EXAMPLES

Bays can be merchandised with 60mm pitch accessories to create the required story, and can be moved accordingly.

Wide slot allows accessories to sit side by side.

Configuration shows a combination of 600mm and 1200mm centres.



Posts are usually installed at 600mm and/or 1200mm centres.

Other bay sizes can be applied depending on hardware to be used.

Configuration shows bays at 600mm centres.





# NOTES

20 horizontal lines for writing notes.



---

## 60MM PITCH GONDOLAS

FINISHES // BLACK, WHITE AND SATIN CHROME





## 60MM PITCH GONDOLAS



### SUITABLE USES

FASHION APPAREL, GENERAL PRODUCT  
MERCHANDISING, HOMEWARES AND  
ACCESSORIES, SPORTING GOODS AND  
HOME INTERIORS.



# 60MM PITCH GONDOLAS

## "I" GONDOLA BLACK – 600MM



MK-3FG600i-B

"I" Gondola with legs.

60mm pitch to suit accessories from Wall Systems and Outrigger ranges. Includes ticket boss at each end.

Black Powder Coat finish.

Size: 630mm W x 1317mm H  
with 630mm long legs.

## "I" GONDOLA WHITE – 600MM



MK-3FG600i-W

"I" Gondola with legs.

60mm pitch to suit accessories from Wall Systems and Outrigger ranges. Includes ticket boss at each end.

White Powder Coat finish.

Size: 630mm W x 1317mm H  
with 630mm long legs.

## "I" GONDOLA BLACK – 1200MM



MK-3FG1200i-B

"I" Gondola with legs.

60mm pitch to suit accessories from Wall Systems and Outrigger ranges. Includes ticket boss at each end.

Black Powder Coat finish.

Size: 1230mm W x 1317mm H  
with 630mm long legs.

# 60MM PITCH GONDOLAS

**“I” GONDOLA WHITE**  
– 1200MM



MK-3FG1200i-W

“I” Gondola with legs.  
60mm pitch to suit accessories from Wall Systems and Outrigger ranges.  
Includes ticket boss at each end.  
White Powder Coat finish.

Size: 1230mm W x 1317mm H  
with 630mm long legs.

**“H” GONDOLA BLACK**  
– 1200MM X 600MM



MK-3FG1200H-B

“H” Gondola, freestanding.  
60mm pitch to suit accessories from Wall Systems and Outrigger ranges.  
Includes ticket boss at each end. Centre frame divided into 2 x 600mm sections.  
Black Powder Coat finish.

Size: 1230mm W x 630mm D x 1317 H.

**“H” GONDOLA SATIN CHROME**  
– 1200MM X 600MM



MK-3FG1200H-SC

“H” Gondola, freestanding.  
60mm pitch to suit accessories from Wall Systems and Outrigger ranges.  
Includes ticket boss at each end. Centre frame divided into 2 x 600mm sections.  
Satin Chrome finish.

Size: 1230mm W x 630mm D x 1317 H.

---

# 60MM PITCH GONDOLAS

---

## CASTOR WHEELS – SET OF 4

---



---

MK-3GSLCAST

---

Set of 4 Castors.

Suits all H or I Gondolas.

Includes 2 with locking mechanism,  
to lock Gondola into place.

Silver finish.

---

Size: 75mm.





# OUTRIGGER WALL SYSTEM 60MM PITCH

FINISHES // BLACK AND WHITE





# OUTRIGGER WALL SYSTEM 60MM PITCH



## SUITABLE USES

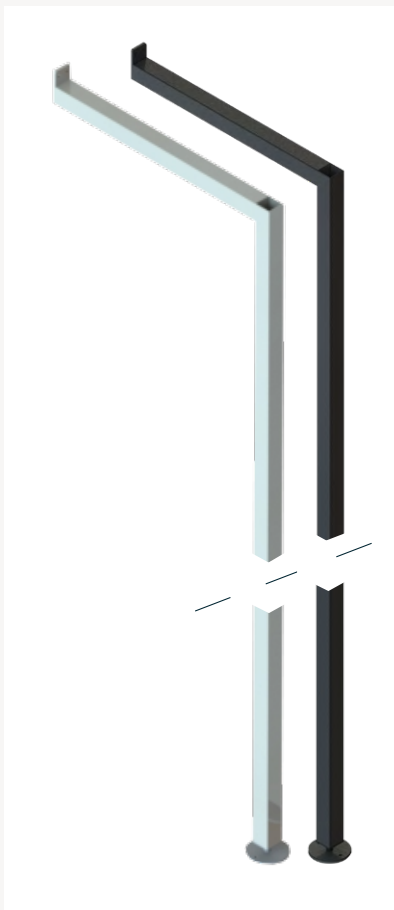
RETAIL-BOUTIQUE WALL  
MERCHANDISING, FASHION APPAREL,  
HOMEWARES AND ACCESSORIES.



# OUTRIGGER WALL SYSTEM

## 60MM PITCH

### 60MM PITCH OUTRIGGER WALL POSTS

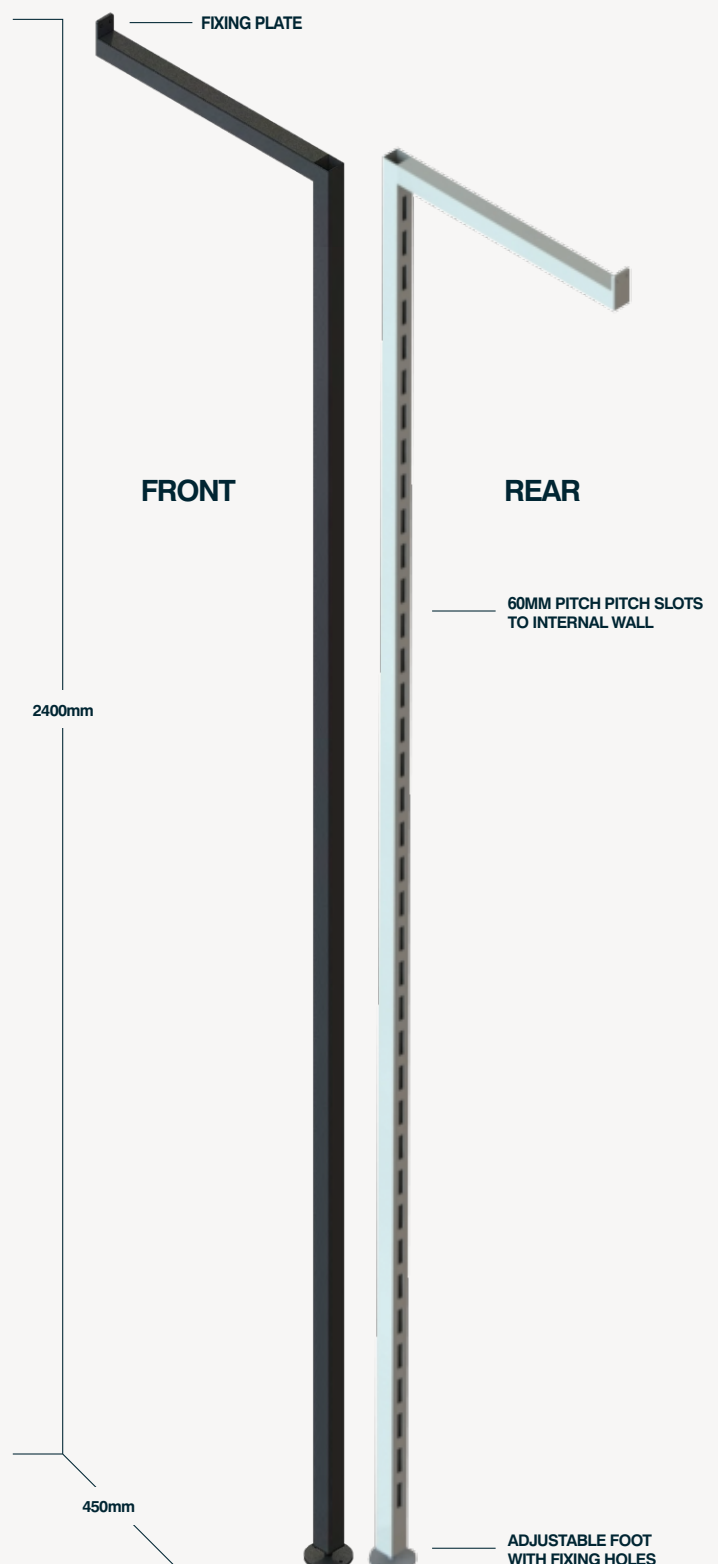


MK-3GSL088B - Black  
MK-3GSL088W - White

Reverse slotted wall posts in 60mm pitch.  
Mounts to walls to create bays for merchandising. Various accessory options are available.

Black / White Powder Coat finish.

Post size: 2400mm H x 30mm W x 30mm D.  
Sits 450mm Deep from Wall.







# OUTRIGGER WALL SYSTEM

## 60MM PITCH

### OUTRIGGER CROSS BAR – 600MM




MK-3GSL032B - Black  
MK-3GSL032W - White

For side hanging apparel on  
Outrigger Posts, positioned at  
600mm centres.  
  
Black / White Powder Coat finish.

Size: 600mm W x 40mm D.

### OUTRIGGER CROSS BAR – 1200MM



MK-3GSL028B - Black  
MK-3GSL028W - White

For side hanging apparel on  
Outrigger Posts, positioned at  
1200mm centres.  
  
Black / White Powder Coat finish.

Size: 1200mm W x 40mm D.

### OUTRIGGER U RAIL – 600MM



MK-3GSL033B - Black  
MK-3GSL033W - White

For front hanging apparel on Outrigger  
Posts positioned at 600mm centres.  
  
Use with Forward Face Arm and  
Stepped Arm for front hanging, or  
Prong Hooks for hang sell displays.  
  
Black / White Powder Coat finish.

Size: 600mm W x 288mm D.

# OUTRIGGER WALL SYSTEM

## 60MM PITCH

### OUTRIGGER U RAIL – 1200MM



MK-3GSL029B - Black  
MK-3GSL029W - White

For front hanging apparel on Outrigger Posts, positioned at 1200mm centres.

Use with Forward Face Arm and Stepped Arm for front hanging, or Prong Hooks for hang sell displays.

Black / White Powder Coat finish.

Size: 1200mm W x 288mm D.

### OUTRIGGER FORWARD FACE ARM – 200MM



MK-3GSL007B - Black  
MK-3GSL007W - White

Sits over U Rail to create forward faced hanging of merchandise.

Black / White Powder Coat finish.

Size: 200mm L.

### OUTRIGGER FORWARD FACE ARM – 350MM



MK-3GSL006B - Black  
MK-3GSL006W - White

Sits over U Rail to create forward faced hanging of merchandise.

Black / White Powder Coat finish.

Size: 350mm L.



# OUTRIGGER WALL SYSTEM

## 60MM PITCH

**OUTRIGGER  
STEPPED ARM  
– 350MM**



MK-3GSL012B - Black  
MK-3GSL012W - White

Sits over U Rail to create forward faced hanging of merchandise on 2 levels.  
Black / White Powder Coat finish.

Size: 350mm L.

**OUTRIGGER  
PRONG HOOK  
– 100MM**



MK-3GSL008B - Black  
MK-3GSL008W - White

Use with U Rail for hang sell of smaller accessory items.  
Black / White Powder Coat finish.

Size: 100mm L.

**OUTRIGGER  
PRONG HOOK  
– 200MM**



MK-3GSL009B - Black  
MK-3GSL009W - White

Use with U Rail for hang sell of smaller accessory items.  
Black / White Powder Coat finish.

Size: 200mm L.

# OUTRIGGER WALL SYSTEM

## 60MM PITCH

### OUTRIGGER SHELF BRACKET SET – 300MM



MK-3GSB101B - Black  
MK-3GSB101W - White

Fits into Outrigger Posts for shelving displays. Suits 300mm deep timber shelf with thickness of 18-25mm.

Screws included. Timber shelf not included. Sold in pairs.

Black / White Powder Coat finish.

Size: 300mm D x 25mm H.

### OUTRIGGER SHELF BRACKET SET – 400MM



MK-3GSB102B - Black  
MK-3GSB102W - White

Fits into Outrigger Posts for shelving displays. Suits 400mm deep timber shelf with thickness of 18-25mm.

Screws included. Timber shelf not included. Sold in pairs.

Black / White Powder Coat finish.

Size: 400mm D x 25mm H.





# OUTRIGGER WALL SYSTEM

## 60MM PITCH

### WALL BAY LAYOUT EXAMPLES

Outrigger creates a clean wall bay setting with reversed slots.



Wide slots allows accessories to sit side by side.



Configuration shows bays at 600mm centres.



Configuration shows a combination of 600mm / 1200mm centres.





# NOTES

Notes area with horizontal lines for writing.



---

MADERETAIL.COM.AU

**HEAD OFFICE**

17 COMMERCIAL DRIVE  
LYNBROOK VICTORIA AUSTRALIA 3975  
T: +61 3 9799 3000 F: +61 3 9799 3011  
E: INFO@MADERETAIL.COM.AU

**SHOWROOM & SALES**

407 SWAN STREET  
RICHMOND VICTORIA AUSTRALIA 3121  
T: +61 3 9600 4938  
E: INFO@MADERETAIL.COM.AU